

# C/CAG

City/County Association of Governments  
of San Mateo County



## 2008-09 Annual Report

# C/CAG

## CITY /COUNTY ASSOCIATION OF GOVERNMENTS OF SAN MATEO COUNTY

*Atherton • Belmont • Brisbane • Burlingame • Colma • Daly City • East Palo Alto • Foster City • Half Moon Bay • Hillsborough • Menlo Park  
Millbrae • Pacifica • Portola Valley • Redwood City • San Bruno • San Carlos • San Mateo • San Mateo County • South San Francisco • Woodside*

Dear Citizens of San Mateo County:

We are pleased to present to you the 15<sup>th</sup> Annual Report for the City/ County Association of Governments (C/CAG) of San Mateo County, covering the fiscal year from July 1, 2008 to June 30, 2009. The C/CAG Board represents every city, the County, and County transportation agencies in San Mateo County. C/CAG serves San Mateo County as the:

- Congestion Management Agency (CMA)
- Airport Land Use Commission
- Solid Waste Local Task Force
- Pollution Prevention Program

C/CAG had a successful year during fiscal year 2008-09 working on critical issues of local, county, and regional significance that affect the quality of life of every person who lives, works or travels through our beautiful County. C/CAG provides a forum for local jurisdictions in San Mateo County to collaborate on common issues and challenges that face us. By working together, we can address regional issues with synergy and efficiency. Our main focus is on the following six programs:

- Traffic Congestion Management
- Storm Water Pollution Management
- Transportation Fund for Clean Air
- Abandoned Vehicle Abatement
- Airport Land Use Compatibility
- Energy Conservation and Climate Protection

C/CAG also participates in developing solutions for San Mateo County housing needs. C/CAG distributes tens of millions of dollars in Federal, State, and Regional transportation funds to improve our cities and County. C/CAG coordinates countywide expertise to create solutions in compliance with State mandates for storm-water run-off which no individual city could effectively afford to do on its own. The cornerstone projects and programs for this year included:

1. The San Mateo County Smart Corridors project, currently under development, which provides real-time traffic management tools and enable cross-jurisdictional communication.
2. The reauthorization of the C/CAG developed Transportation/Environmental Program by Governor Schwarzenegger. It provides approximately \$2.7 million per year for four years to the cities and County for transportation and storm water projects.
3. The distribution of Federal economic stimulus funding for transportation projects.
4. The completion of the San Mateo County Energy Strategy. It created a framework for climate action in San Mateo County.
5. Metering lights turned on along Interstate 280 northbound between San Bruno and Daly City. It reduced congestion on the freeway by “smoothing” out traffic that enters the freeway.

Please share this report with your friends and neighbors and contact us if you have any questions or need additional information.

Sincerely,



Thomas M. Kasten  
Chair



Deborah C. Gordon  
Former Chair

555 County Center, Fifth Floor, Redwood City, CA 94063 Phone 650 599-1406 Fax: 650 361-8227

[www.ccag.ca.gov](http://www.ccag.ca.gov)

## C/CAG – “Creative Solutions by Working Together”

### San Mateo County Smart Corridor

- El Camino Real and local arterials to US101 between I-380 and Redwood City.
- Remote control of electronic devices such as signs, vehicle detectors, cameras, and traffic signals from San Mateo County and Regional Traffic Management Centers.
- Optimize signage and green time of traffic signals to create alternate routes around major incidents on US101.
- Local and regional control and coordination of signals to improve normal operations.
- Awarded \$10M from State Infrastructure Bond.



### American Recovery and Reinvestment Act (ARRA)

- \$13M for local streets and roads system Preservation Projects in 20 jurisdictions.
- \$4.7M for US101 bike and pedestrian overcrossing at Ralston Avenue in Belmont.
- Funded ramp meter installation along southbound I-280 between Daly City and San Bruno.
- \$7.6M total allocation for energy efficiency projects to Cities/County.

### Climate Action

- Adopted by 17 Cities, County, and C/CAG.
- Local Government partnership created with PG&E (\$5M over 3 years).
- 20 City and County Government Greenhouse Gas inventory completed.
- Countywide Transportation Plan (CTP) update in process to include climate action and SB 375 implementation strategies to reduce Greenhouse Gases due to transportation.



## Program Performance



### Congestion Management Program

Assisted local jurisdictions to deliver \$4.4M Federally funded local street improvement projects.

Construction of US 101 widening between San Mateo 3rd Avenue and Millbrae Avenue underway.

Detail design of US 101 widening between Marsh Road and Embarcadero Road underway.

Awarded \$2.5M for the 2nd Cycle Lifeline Transportation Program.

Completed 2020 Peninsula Gateway Corridor Study.

Allocated \$760,975 to 10 jurisdictions to construct bicycle and pedestrian projects.

Allocated \$1,136,000 in State Clean Air Funds to two agencies for clean air projects to improve air quality.

Cost effectiveness of \$27,355 per ton of pollutants with 38.99 tons eliminated from the air.

### Environmental/Transportation Program

Reauthorized Vehicle License fee for four years to provide \$11M.

Allocated \$1,043,218 to five jurisdictions for constructing stormwater treatment demonstration projects.

Completed the “San Mateo County Sustainable Green Streets and Parking Lots Design Guidebook.”

\$1,253,168 Programmed for local projects - results:

- 6 miles of streets/roads resurfaced
- 1 traffic signal retimed/replaced/upgraded
- 1 mile of streets/roads restriped
- 5 miles of street signage improved
- 20,412 miles of streets/road sweeping
- 5,086 storm drain inlets and catch basins inspected/cleaned



### San Mateo Congestion Relief Plan

Funded \$738,803 for seven city shuttle programs and one employer shuttle to serve over 300,000 passengers per year.

Prepared Environmental Study for Smart Corridor.

Peninsula Traffic Congestion Alliance funding of \$505,000 for Countywide Travel Demand Management (TDM) services.

Continue partnership with SamTrans and VTA on Grand Boulevard Multi-modal Transportation Corridor Study.

Turned on metering lights along northbound I-280 between San Bruno and Daly City.

Awarded El Camino Real Incentive Program Planning grants to three cities.

## Airport Land Use Commission/Plan

Three airport/land use plan consistency reviews of proposed local agency land use policy actions within an airport environs.

Reviewed a major environmental document for the expansion of a waste disposal and recycling facility near San Carlos Airport.

Continued work on the Comprehensive Airport Land Use Plan (CLUP) update for the environs of San Francisco International Airport (SFO).

Meetings with City, SFO, and C/CAG to discuss key airport/land use compatibility issues and facilitate criteria to be addressed in the SFO CLUP update (height of structures/airspace protection, aircraft noise impacts/aviation easements, and safety zones).



## Abandoned Vehicle Abatement Program

Vehicles Towed - 24,260.

Vehicles Destroyed - 2,062 (estimate).

Cities/County Cost Reimbursement - \$699,071.

\*Cost per Vehicle - \$28.82

\*Administrative Rate - 1.45%

\*Agencies Participating - 18

Air Quality Emissions Reduction - 15.3 to 23.0 Tons.

## Stormwater Management Plan

Submitted the FY 2007/08 Annual Report to RWCQCB.

Awarded grants for Sustainable Green Streets and Parking Lots to five municipalities in the County (Belmont, Brisbane, Burlingame, Daly City, and San Bruno).

Completed the San Mateo County Sustainable Green Streets and Parking Lots Design Guidebook.

Performed outreach to 43 schools reaching about 8,000 students.

Swept 148,000 curb miles and collected 15,700 cubic yards of litter.

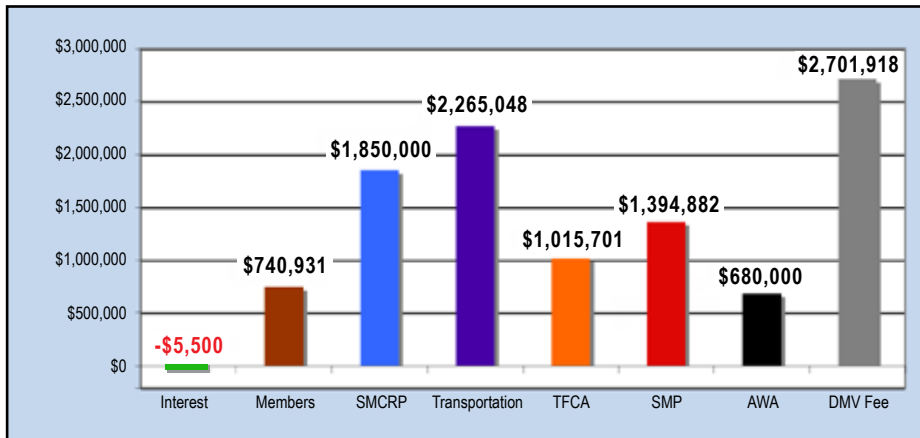
Inspected over 2,300 businesses and 10% of the inspections found a violation that was subsequently corrected.

Found and eliminated 454 illicit, non-stormwater discharges.

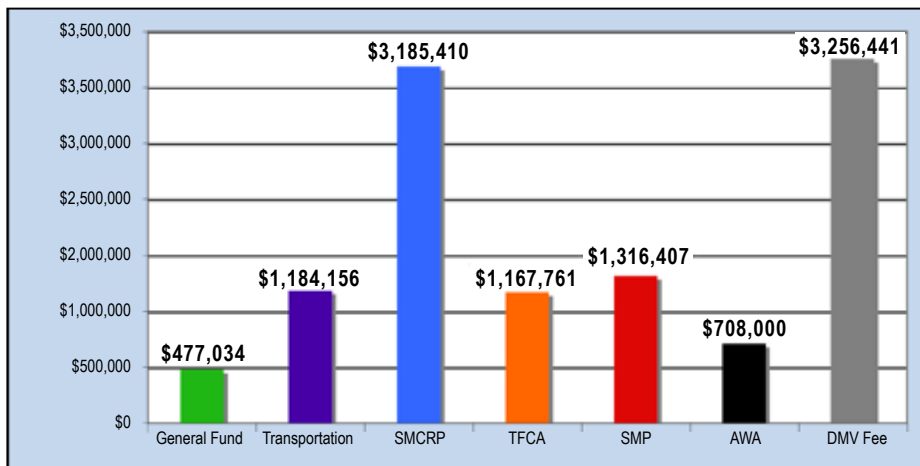


## C/CAG Financial Overview

**Revenues FY 08-09**



**Expenditures FY 08-09**



SMCRP-San Mateo Congestion Relief Program  
 TFCA-Transportation Fund for Clean Air

SMP-Stormwater Management Plan  
 AWA-Abandon Vehicle Abatement  
 DMV Fee-Environmental/ Transportation Program

The Revenues and Expenditures are shown above for the various C/CAG programs. All the programs are managed such that the total expenditures do not exceed the available revenue. In the cases above, where the expenditures exceed the revenue, there is a balance that is carried forward to cover the excess.

### C/CAG Responsibilities include the following functions and Countywide plans:

Allocation of State and Federal transportation funds to cities, the County, and other agencies.

State Legislative Advocacy

Congestion Management Plan

Countywide Transportation Plan

Comprehensive Airport Land Use Plan

San Mateo Congestion Relief Plan (SMCRP)

Abandoned Vehicle Abatement (AVA) Reimbursement Program

Integrated Solid Waste Management Plan (review and comment)

Hazardous Waste Management Plan

Clean Air (TFCA) Expenditure Program for San Mateo County

Water Pollution Prevention Program

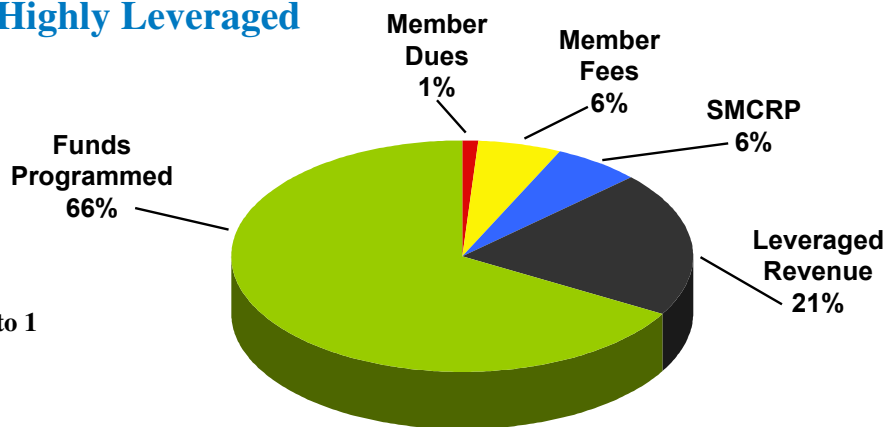
Environmental/ Transportation Pilot Program

San Mateo County Energy Watch

**PROJECTED STATEMENT OF REVENUES, EXPENDITURES, AND CHANGES IN FUND BALANCE  
FY 2008-09 C/CAG BUDGET**

	General Fund	Transportation Programs	SMCRP Program	TFCA	SMP	AVA	AB 1546 Program	Total
<b>BEGINNING BALANCE</b>	<b>(\$18,640)</b>	<b>(\$216,532)</b>	<b>\$1,368,170</b>	<b>\$156,874</b>	<b>\$1,170,377</b>	<b>\$604,787</b>	<b>\$5,221,674</b>	<b>\$8,719,774</b>
<b>RESERVE BALANCE</b>	<b>\$43,346</b>	<b>\$131,863</b>	<b>\$0</b>	<b>\$0</b>	<b>\$200,903</b>	<b>\$0</b>	<b>\$0</b>	<b>\$376,112</b>
<b>PROJECTED REVENUES</b>								
Interest Earnings	(\$500)	(\$1,000)	(\$1,000)	(\$500)	(\$1,000)	(\$500)	(\$1,000)	(\$5,500)
Member Contribution	\$250,024	\$390,907	\$1,950,000	\$0	\$106,150	\$0	\$0	\$2,697,081
Cost Reimbursements-VTA	\$0	\$0	\$0	\$0	\$0	\$0	\$0	\$0
MTC/ ISTEPA Funding	\$0	\$595,000	\$150,000	\$0	\$0	\$0	\$0	\$745,000
Grants	\$60,600	\$60,000	\$100,000	\$0	\$0	\$0	\$0	\$220,600
DMV Fee	\$0	\$0	\$0	\$1,015,701	\$0	\$680,000	\$2,676,918	\$4,372,619
NPDES Fee	\$0	\$0	\$0	\$0	\$1,288,732	\$0	\$0	\$1,288,732
TA Cost Share	\$0	\$6,150	\$614,955	\$0	\$0	\$0	\$25,000	\$646,105
Miscellaneous	\$0	\$0	\$0	\$0	\$0	\$0	\$0	\$0
Street Repair Funding	\$0	\$0	\$0	\$0	\$0	\$0	\$0	\$0
PPM-STIP	\$0	\$678,343	\$0	\$0	\$0	\$0	\$0	\$678,343
Assessment	\$0	\$0	\$0	\$0	\$0	\$0	\$0	\$0
<b>Total Revenues</b>	<b>\$310,124</b>	<b>\$1,729,400</b>	<b>\$2,813,955</b>	<b>\$1,015,201</b>	<b>\$1,393,882</b>	<b>\$679,500</b>	<b>\$2,700,918</b>	<b>\$10,642,980</b>
<b>TOTAL SOURCES OF FUNDS</b>	<b>\$291,484</b>	<b>\$1,945,932</b>	<b>\$4,182,125</b>	<b>\$1,172,075</b>	<b>\$2,564,259</b>	<b>\$1,284,287</b>	<b>\$7,922,592</b>	<b>\$19,362,754</b>
<b>PROJECTED EXPENDITURES</b>								
Administration Services	\$103,000	\$108,000	\$121,000	\$9,692	\$35,000	\$15,000	\$39,000	\$430,692
Professional Services	\$200,000	\$826,500	\$357,000	\$38,669	\$133,000	\$0	\$30,000	\$1,585,169
Consulting Services	\$85,750	\$163,656	\$1,692,661	\$0	\$1,003,320	\$0	\$312,598	\$3,257,985
Supplies	\$45,250	\$2,000	\$0	\$0	\$0	\$0	\$0	\$47,250
Prof. Dues & Memberships	\$1,750	\$0	\$0	\$0	\$126,687	\$0	\$0	\$128,437
Conferences & Meetings	\$18,500	\$3,000	\$0	\$0	\$1,300	\$0	\$27,000	\$49,800
Printing/ Postage	\$12,250	\$5,500	\$0	\$0	\$3,000	\$0	\$0	\$20,750
Publications	\$1,250	\$4,000	\$12,727	\$0	\$0	\$0	\$0	\$17,977
Distributions	\$0	\$70,000	\$986,000	\$1,136,000	\$14,000	\$668,000	\$2,847,843	\$5,721,843
Street Repair	\$0	\$0	\$0	\$0	\$0	\$0	\$0	\$0
Miscellaneous	\$2,000	\$1,500	\$16,022	(\$16,600)	\$100	\$25,000	\$0	\$28,022
Bank Fee	\$500	\$0	\$0	\$0	\$0	\$0	\$0	\$500
Audit Services	\$6,784	\$0	\$0	\$0	\$0	\$0	\$0	\$6,784
<b>Total Expenditures</b>	<b>\$477,034</b>	<b>\$1,184,156</b>	<b>\$3,185,410</b>	<b>\$1,167,761</b>	<b>\$1,316,407</b>	<b>\$708,000</b>	<b>\$3,256,441</b>	<b>\$11,295,209</b>
<b>TRANSFERS</b>								
Transfers In	\$0	\$0	\$400,000	\$156,874	\$0	\$0	\$0	\$556,873
Transfers Out	\$0	\$100,000	\$0	\$156,874	\$0	\$0	\$300,000	\$556,873
Administrative Allocation	(\$151,469)	\$83,368	\$42,643	\$4,314	\$14,988	\$0	\$6,156	(\$1)
<b>Total Transfers</b>	<b>(\$151,469)</b>	<b>\$183,368</b>	<b>(\$357,357)</b>	<b>\$4,314</b>	<b>\$14,988</b>	<b>\$0</b>	<b>\$306,156</b>	<b>(\$1)</b>
<b>Net Change</b>	<b>(\$15,441)</b>	<b>\$361,876</b>	<b>(\$14,098)</b>	<b>(\$156,874)</b>	<b>\$62,487</b>	<b>(\$28,500)</b>	<b>(\$861,679)</b>	<b>(\$652,229)</b>
<b>TRANSFERS TO RESERVES</b>	<b>(\$43,346)</b>	<b>\$0</b>	<b>\$0</b>	<b>\$0</b>	<b>\$0</b>	<b>\$0</b>	<b>\$0</b>	<b>(\$43,346)</b>
<b>TOTAL USE OF FUNDS</b>	<b>\$282,219</b>	<b>\$1,367,524</b>	<b>\$2,828,053</b>	<b>\$1,172,075</b>	<b>\$1,331,395</b>	<b>\$708,000</b>	<b>\$3,562,597</b>	<b>\$11,251,863</b>
<b>ENDING FUND BALANCE</b>	<b>\$9,265</b>	<b>\$578,408</b>	<b>\$1,354,072</b>	<b>\$0</b>	<b>\$1,232,864</b>	<b>\$576,287</b>	<b>\$4,359,995</b>	<b>\$8,110,890</b>
<b>RESERVE FUND BALANCE</b>	<b>\$0</b>	<b>\$131,863</b>	<b>\$0</b>	<b>\$0</b>	<b>\$200,903</b>	<b>\$0</b>	<b>\$0</b>	<b>\$332,766</b>
<b>NET INCREASE (Decrease)</b>	<b>\$27,905</b>	<b>\$361,876</b>	<b>(\$14,098)</b>	<b>(\$156,874)</b>	<b>\$62,487</b>	<b>(\$28,500)</b>	<b>(\$861,679)</b>	<b>(\$608,884)</b>

**C/CAG Member Dues/Fees Highly Leveraged**



**C/CAG Controlled Funds**

**Leverage=\$29,607,756/\$2,072,449=14.29 to 1**

# C/CAG

## CITY/COUNTY ASSOCIATION OF GOVERNMENTS OF SAN MATEO COUNTY

*Atherton • Belmont • Brisbane • Burlingame • Colma • Daly City • East Palo Alto • Foster City • Half Moon Bay • Hillsborough • Menlo Park  
Millbrae • Pacifica • Portola Valley • Redwood City • San Bruno • San Carlos • San Mateo • San Mateo County • South San Francisco • Woodside*

### 2009 - 2010 Goals

Federal Economic Stimulus Transportation funded projects to construction

Construct Pilot phase of Smart Corridor project

Smart Corridor system architecture and detail design

Update San Mateo Countywide Transportation Plan

State Legislative Advocacy

Implementation of the Environmental/ Transportation Pilot Program (Motor Vehicle Fee)

Implement Transit Oriented Development Housing Incentive Program Cycle 4

State/ Federal Transportation Funding, Allocation and Project Management

Transportation Fund for Clean Air (TFCA) Allocation and Management

NPDES Stormwater Management Program Permit and Management

Comprehensive Airport Land Use Plans (CLUP) Consistency Reviews

Develop San Francisco International Airport (SFIA) Comprehensive Land Use Plan (CLUP)

Administration of Abandoned Vehicle Abatement Program

Implement Ramp Metering along Interstate 280

Carpool lane study along US 101

Implement San Mateo County Energy Watch

### Committees

Airport Land Use Committee

Bicycle and Pedestrian Advisory Committee (BPAC)

Congestion Management and Environmental Quality Committee (CMEQ)

Congestion Management Program Technical Advisory Committee (TAC)

Finance Committee

Legislative Committee

NPDES Technical Advisory Committee

Resource Management & Climate Protection Committee

Smart Corridor Stakeholders Committee

Utilities and Sustainability Task Force

### C/CAG Officers:

2008 Chair: Deborah C. Gordon (Woodside); Vice Chairs: Tom Kasten (Hillsborough), Irene O'Connell (San Bruno)  
2009 Chair: Tom Kasten (Hillsborough), Vice Chairs: Carole Groom (San Mateo County), Bob Grassilli (San Carlos),  
Executive Director - Richard Napier

555 County Center, Fifth Floor, Redwood City, CA 94063 Phone 650 599-1406 Fax: 650 361-8227

[www.ccag.ca.gov](http://www.ccag.ca.gov)