


# Funding Needs Analysis




**Fabry/Konnan**

**February 20, 2014**

# Presentation Outline

- **Key Assumptions and Questions**
  1. General
  2. Current Revenue and Expenditures
  3. Future Trash Control Costs
  4. Future PCB/Mercury Control Costs



# General

## ■ Key Assumptions

- Future cost increases will be dominated by trash and PCB/mercury control requirements.

## ■ Key Questions

- Can we develop projected future costs related to potential MRP 2.0 Provisions for ASBS compliance and bacteria and sediment TMDLs?



# Current Revenue & Expenditures

## ■ Key Assumptions

- For agencies lacking data, current expenditures were extrapolated based on average per capita expenditures of the agencies with data.

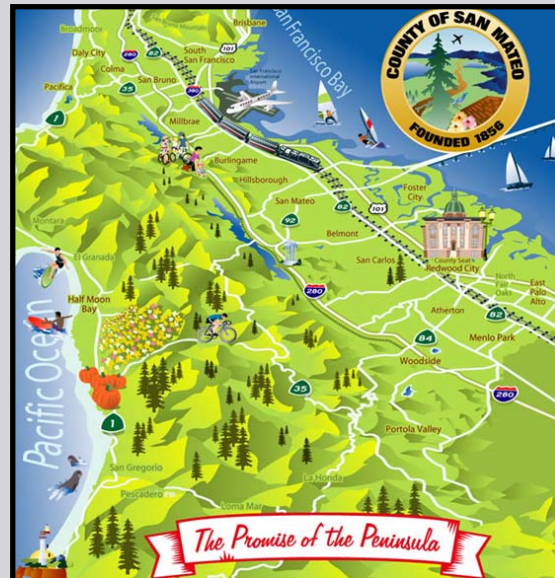
## ■ Key Questions

- Is all dedicated revenue received by a jurisdiction included in the draft Task 1 report, including any used to fund street sweeping since it is included as a compliance cost?
- Many jurisdictions acknowledged cost recovery (e.g., a fee for review of development plans) but didn't provide any values so it is not accounted for in total dedicated revenue. Is any more information available?

# Current Revenue & Expenditures

## ■ Key Questions (cont.)

- Measure M adds \$10 to the fees associated with registering a vehicle in San Mateo County. Jurisdictions with Measure M value highlighted in yellow in the draft Task 1 report: how much is used for MRP compliance, if any?



# Future Trash Control Costs

## ■ Key Assumptions

- Full-capture devices used to treat all currently untreated “very high,” “high” and ½ “moderate” trash generation areas in each jurisdiction.
- Capital and O&M costs were spread out over 10 years. Reported annual O&M costs were averaged over the first five years of this 10-year period.

## ■ Key Questions

- Should we revise the future trash control costs to make them consistent with the long-term trash control plans submitted earlier this month? This would require a substantial new effort.

# Future PCB/Mercury Control Costs

## ■ Key Assumptions

- **High Opportunity**: 5% of old industrial land use areas.
- **Moderate Opportunity**: 95% of old industrial and all old urban land uses.
- Scenario for **High Opportunity** area PCB/Hg control costs:
  - 10% source property identification and abatement.
  - 90% stormwater treatment.
  - Implemented over 20 years.
- Scenario for **Moderate Opportunity** area PCB/Hg control costs:
  - Arterial areas retrofitted w/green streets over 50 years.
  - Arterials include highways such as El Camino Real. Freeways and local roads not included.

# Future PCB/Mercury Control Costs

## ■ Key Assumptions (cont.)

- The costs for green street retrofits and stormwater treatment include planning, design, and construction but O&M costs not explicitly included.


## ■ Key Questions

- Should future PCB/mercury costs be distributed in proportion to the projected relative high and moderate opportunity areas in each jurisdiction or should the burden be shared by all jurisdictions more evenly (e.g., on a relative population basis)?
- Is arterial definition appropriate (i.e., are we underestimating the roadway area that will need to be addressed under these scenarios, or assuming retrofit of the hardest roadways to retrofit)?



# Next Steps

- Finalize Report
- C/CAG Board Approval



# Questions?



THE STRIPED BASS.