

C/CAG

CITY/COUNTY ASSOCIATION OF GOVERNMENTS OF SAN MATEO COUNTY

Atherton • Belmont • Brisbane • Burlingame • Colma • Daly City • East Palo Alto • Foster City • Half Moon Bay • Hillsborough • Menlo Park
Millbrae • Pacifica • Portola Valley • Redwood City • San Bruno • San Carlos • San Mateo • San Mateo County • South San Francisco • Woodside

C/CAG BOARD MEETING NOTICE

Meeting No. 294

- DATE:** Thursday, December 8, 2016
- TIME:** **6:30 P.M.**
- PLACE:** San Mateo County Transit District Office
1250 San Carlos Avenue, Second Floor Auditorium
San Carlos, CA
- PARKING:** Available adjacent to and behind building.
Please note the underground parking garage is no longer open.
- PUBLIC TRANSIT:** SamTrans
Caltrain: San Carlos Station.
Trip Planner: <http://transit.511.org>

- 1.0 CALL TO ORDER/ ROLL CALL
- 2.0 **PLEDGE OF ALLEGIANCE**
- 3.0 PUBLIC COMMENT ON ITEMS NOT ON THE AGENDA
Note: Public comment is limited to two minutes per speaker.
- 4.0 PRESENTATIONS/ ANNOUNCEMENTS
- 4.1 Certificate of Appreciation to Joseph Silva, Councilmember of Town of Colma for his dedicated service to C/CAG. p. 1
- 4.2 Certificate of Appreciation to Marina Fraser, Councilmember of City of Half Moon Bay for her dedicated service to C/CAG. p. 2
- 4.3 Certificate of Appreciation to Mary Ann Nihart, Councilmember of City of Pacifica for her dedicated service to C/CAG. p. 3
- 4.4 Joint Venture Silicon Valley's Smart Region Initiative.

5.0 CONSENT AGENDA

Consent Agenda items are considered to be routine and will be enacted by one motion. There will be no separate discussion on these items unless members of the Board, staff or public request specific items to be removed for separate action.

- 5.1 Approval of the minutes of regular business meeting No. 293 dated November 10, 2016. ACTION
p. 4
- 5.2 Review and approval of the Finance Committee's recommendation of no change to the C/CAG investment portfolio and accept the Quarterly Investment Report as of September 30, 2016 ACTION
p. 8
- 5.3 Review and approval of Resolution 16-37 authorizing the C/CAG Chair to execute an agreement with DNV GL Energy Services USA Inc. for climate action planning services for an amount not to exceed \$153,270 for calendar year 2017. ACTION
p. 14
- 5.4 Review and approval of Resolution 16-45 authorizing the C/CAG Chair to execute an agreement between Metropolitan Transportation Commission (MTC) and City/County Association of Governments of San Mateo County (C/CAG) for receipt of \$70,000 for performance of Regional Carpool Program Complementary Activities ACTION
p. 39
- 5.5 Review and approval of Resolution 16-46 authorizing the C/CAG Chair to execute an agreement between City/County Association of Governments of San Mateo County and Commute.org in an amount not to exceed \$70,000 for performance of the Regional Carpool Program Complementary Activities ACTION
p. 42
- ## 6.0 REGULAR AGENDA
- 6.1 Review and approval of appointments of public members to the C/CAG Bicycle and Pedestrian Advisory Committee (BPAC) to fill four vacant seats. ACTION
p. 45
- 6.2 Review and approval of C/CAG legislative policies, priorities, positions, and legislative update (A position may be taken on any legislation, including legislation not previously identified). ACTION
p. 57
- 6.3 Review and approval of Resolution 16-44 authorizing the C/CAG Chair to exercise the option to extend the contract with Shaw/Yoder/Antwih, Inc. to provide state legislative advocacy service for the same annual fee of \$72,000 in an amount not to exceed \$144,000 for the 2017 and 2018 legislative session. ACTION
p. 82
- 6.4 Review and approval of the C/CAG Annual Legislative Policies for 2017. ACTION
p. 87

6.5 Review and accept the draft Countywide Stormwater Resource Plan and authorize the Executive Director to release it for public review and comment. ACTION
p. 92

7.0 COMMITTEE REPORTS

7.1 Committee Reports (oral reports)

7.2 Chairperson's Report

7.3 Board members Report

8.0 EXECUTIVE DIRECTOR'S REPORT

9.0 COMMUNICATIONS - Information Only

9.1 Letter from Alicia C. Aguirre, Chair, City/County Association of Governments, to All Councilpersons of San Mateo County Cities and Members of the Board of Supervisors, All City/County Managers, dated 11/7/16. RE: C/CAG Bicycle and Pedestrian Advisory Committee Vacancies for Elected Officials p. 94

10.0 CLOSED SESSION

10.1 PUBLIC EMPLOYEE PERFORMANCE EVALUATION

Title: Executive Director of C/CAG

10.2 Conference with Labor Negotiators

C/CAG Representatives: Alicia C. Aguirre

Unrepresented Employee: Executive Director

10.3 CONFERENCE WITH LEGAL COUNSEL – EXISTING LITIGATION (Subdivision (a) of Section 54956.9)

Name of case: W. Bradley Electric, Inc., for the benefit of MP Nexlevel of California, Inc., and MP Nexlevel of California, Inc., in its own capacity and as assignee of W. Bradley Electric, Inc. v. County of San Mateo

11.0 RECONVENE IN OPEN SESSION

11.1 Report out on Closed Session.

12.0 ADJOURNMENT

Next scheduled meeting January 12, 2017

PUBLIC NOTICING: All notices of C/CAG Board and Committee meetings will be posted at San Mateo County Transit District Office, 1250 San Carlos Ave., San Carlos, CA.

PUBLIC RECORDS: Public records that relate to any item on the open session agenda for a regular board meeting are available for public inspection. Those records that are distributed less than 72 hours prior to the meeting are available for public inspection at the same time they are distributed to all members, or a majority of the members of the Board. The Board has designated the City/ County Association of Governments of San Mateo County (C/CAG), located at 555 County Center, 5th Floor, Redwood City, CA 94063, for the purpose of making those public records available for inspection. The documents are also available on the C/CAG Internet Website, at the link for agendas for upcoming meetings. The website is located at: <http://www.ccag.ca.gov>.

NOTE: Persons with disabilities who require auxiliary aids or services in attending and participating in this meeting should contact Mima Guilles at 650 599-1406, five working days prior to the meeting date. *If you have any questions about the C/CAG Board Agenda, please contact C/CAG Staff:*

Executive Director: Sandy Wong 650 599-1409

Administrative Assistant: Mima Guilles 650 599-1406

MEETINGS

December 8, 2016	C/CAG Board – SamTrans, 2nd Flr Auditorium – 6:30 p.m.
December 8, 2016	Legislative Committee - SamTrans 2nd Floor Auditorium – 5:30 p.m.
December 15, 2016	CMP Technical Advisory Committee – SamTrans, 2nd Floor Auditorium – 1:15 p.m. – 3 p.m.
December 15, 2016	Stormwater Committee – SamTrans, 2nd Flr Auditorium – 2:30 p.m.
December 21, 2016	RMCP Committee – 155 Bovet Rd, 1st Flr Conference Rm, San Mateo – 2 p.m – 4 p.m.
January 25, 2016	Administrators’ Advisory Committee – 555 County Center, 5 th Flr, Redwood City – 12p.m.

C/CAG

CITY/COUNTY ASSOCIATION OF GOVERNMENTS OF SAN MATEO COUNTY

Atherton • Belmont • Brisbane • Burlingame • Colma • Daly City • Menlo Park • Foster City • Half Moon Bay • Hillsborough • Menlo Park • Millbrae • Pacifica • Portola Valley • Redwood City • San Bruno • San Carlos • San Mateo • San Mateo County • South San Francisco • Woodside

A PRESENTATION OF THE BOARD OF DIRECTORS OF THE CITY/COUNTY ASSOCIATION OF GOVERNMENTS OF SAN MATEO COUNTY (C/CAG) EXPRESSING APPRECIATION TO JOSEPH SILVA FOR HIS DEDICATED SERVICE TO C/CAG

Resolved, by the Board of Directors of the City/County Association of Governments of San Mateo County (C/CAG); that,

Whereas, Joseph Silva has served as Council Member for the Town of Colma since 1996, and as Vice Mayor in 2009 and 2013, and

Whereas, Joseph Silva has served on the C/CAG Board of Directors, representing the Town of Colma during the years of 2003 through 2016, and

Whereas, Joseph Silva has served on the Sub-Regional Housing Needs Allocation Policy Advisory Committee, representing the Town of Colma during the year of 2007, and

Whereas, during this time, Joseph Silva dedicated his services to the people of San Mateo County through his active participation on the C/CAG Board of Directors, and

Whereas, Joseph Silva has provided leadership in the development of many significant policies affecting San Mateo County, and

Whereas, Joseph Silva has devoted his time to improve transportation, economic vitality, and elderly services in his community and in San Mateo County.

Now, therefore, the Board of Directors of C/CAG hereby resolves that C/CAG expresses its appreciation to Joseph Silva for his years of dedicated public service and wishes him happiness and success in his future endeavors.

PASSED, APPROVED, AND ADOPTED THIS 8TH DAY OF DECEMBER, 2016.

Alicia C. Aguirre, Chair

C/CAG

CITY/COUNTY ASSOCIATION OF GOVERNMENTS OF SAN MATEO COUNTY

Atherton • Belmont • Brisbane • Burlingame • Colma • Daly City • Menlo Park • Foster City • Half Moon Bay • Hillsborough • Menlo Park • Millbrae • Pacifica • Portola Valley • Redwood City • San Bruno • San Carlos • San Mateo • San Mateo County • South San Francisco • Woodside

A PRESENTATION OF THE BOARD OF DIRECTORS OF THE CITY/COUNTY ASSOCIATION OF GOVERNMENTS OF SAN MATEO COUNTY (C/CAG) EXPRESSING APPRECIATION TO MARINA FRASER FOR HER DEDICATED SERVICE TO C/CAG

Resolved, by the Board of Directors of the City/County Association of Governments of San Mateo County (C/CAG); that,

Whereas, Marina Fraser has served as Council Member for the City of Half Moon Bay since 2003, and as Mayor in 2006, 2010 and 2015, and

Whereas, Marina Fraser has served on the C/CAG Board of Directors, representing the City of Half Moon Bay during the years of 2010 through 2016, and

Whereas, Marina Fraser has served on the C/CAG Bicycle and Pedestrian Advisory Committee from 2015 through 2016, and

Whereas, during this time, Marina Fraser dedicated her services to the people of San Mateo County through her active participation on the C/CAG Board of Directors, and

Whereas, Marina Fraser has made significant contribution to policies benefiting San Mateo County, and

Whereas, Marina Fraser has devoted her time and passion to serve her community through volunteerism and fundraising for various community groups ranging from youth activities and services, senior community, and library activities.

Now, therefore, the Board of Directors of C/CAG hereby resolves that C/CAG expresses its appreciation to Marina Fraser for her years of dedicated public service and wishes her happiness and success in her future endeavors.

PASSED, APPROVED, AND ADOPTED THIS 8TH DAY OF DECEMBER, 2016.

Alicia C. Aguirre, Chair

C/CAG

CITY/COUNTY ASSOCIATION OF GOVERNMENTS OF SAN MATEO COUNTY

Atherton • Belmont • Brisbane • Burlingame • Colma • Daly City • Menlo Park • Foster City • Half Moon Bay • Hillsborough • Menlo Park • Millbrae • Pacifica • Portola Valley • Redwood City • San Bruno • San Carlos • San Mateo • San Mateo County • South San Francisco • Woodside

A PRESENTATION OF THE BOARD OF DIRECTORS OF THE CITY/COUNTY ASSOCIATION OF GOVERNMENTS OF SAN MATEO COUNTY (C/CAG) EXPRESSING APPRECIATION TO MARY ANN NIHART FOR HER DEDICATED SERVICE TO C/CAG

Resolved, by the Board of Directors of the City/County Association of Governments of San Mateo County (C/CAG); that,

Whereas, Mary Ann Nihart has served as City Council Member for the City of Pacifica since 2008, and Mayor in 2010 through 2011 and 2013 through 2014, and

Whereas, Mary Ann Nihart has served on the C/CAG Board of Directors, representing the City of Pacifica during the years of 2011 through 2016, and has served as C/CAG Chair from November 2013 to March 2016, and

Whereas, Mary Ann Nihart has served on the C/CAG Finance Committee, Legislative Committee, Administrator’s Advisory Committee, Sub-Regional Housing Needs Allocation Policy Advisory Committee, and served as the inaugural chair of the C/CAG Water Committee in 2016, and

Whereas, during this time, Mary Ann Nihart dedicated her services to the people of San Mateo County through her leadership on the C/CAG Board of Directors and committees, and

Whereas, Mary Ann Nihart was instrumental in the development of many significant policies affecting San Mateo County, and

Whereas, Mary Ann Nihart has been an excellent collaborator and tirelessly dedicated her time to serve her community and to develop partnerships with countywide benefits.

Now, therefore, the Board of Directors of C/CAG hereby resolves that C/CAG expresses its appreciation to Mary Ann Nihart for her years of dedicated public service and wishes her happiness and success in her future endeavors.

PASSED, APPROVED, AND ADOPTED THIS 8TH DAY OF DECEMBER, 2016.

Alicia C. Aguirre, Chair

C/CAG

CITY/COUNTY ASSOCIATION OF GOVERNMENTS OF SAN MATEO COUNTY

*Atherton • Belmont • Brisbane • Burlingame • Colma • Daly City • East Palo Alto • Foster City • Half Moon Bay • Hillsborough • Menlo Park
Millbrae • Pacifica • Portola Valley • Redwood City • San Bruno • San Carlos • San Mateo • San Mateo County • South San Francisco • Woodside*

BOARD MEETING MINUTES

Meeting No. 293
November 10, 2016

1.0 CALL TO ORDER/ROLL CALL

Vice Chair Maryann Moise called the meeting to order at 6:30 p.m. Roll call was taken.

Elizabeth Lewis – Atherton
Doug Kim - Belmont
Terry O’Connell - Brisbane
Ricardo Ortiz – Burlingame
Lisa Gauthier – East Palo Alto
Marina Fraser – Half Moon Bay
Catherine Carlton – Menlo Park
Gina Papan – Milbrae (arrive 6:42 p.m. voted on Item 6.2)
Mary Ann Nihart – Pacifica
Maryann Moise Derwin – Portola Valley
Irene O’Connell – San Bruno
Maureen Freschet – San Mateo
Karyl Matsumoto – South San Francisco and SamTrans

Absent:

Colma
Daly City
Foster City
Hillsborough
Redwood City
San Carlos and SMCTA
San Mateo County
Woodside

Others:

Sandy Wong –C/CAG Executive Director
Nirit Eriksson – C/CAG Legal Counsel
Mima Guilles – C/CAG Staff
Jean Higaki – C/CAG Staff
Matt Fabry – C/CAG Staff

John Hoang – C/CAG Staff
Jeff Lacap – C/CAG Staff
Eliza Yu – C/CAG Staff
Reid Bogert – C/CAG Staff
Kim Springer - SMC
Bill Chiang – PG&E
Brian Perkins – Congress Woman Speier’s Office
Theresa Vallez-Kelly – SMCOE
Ortensia Lopez – El Concilio of SMC

3.0 PUBLIC COMMENT ON ITEMS NOT ON THE AGENDA

Note: Public comment is limited to two minutes per speaker.

None

4.0 PRESENTATIONS/ ANNOUNCEMENTS

None

5.0 CONSENT AGENDA

Consent Agenda items are considered to be routine and will be enacted by one motion. There will be no separate discussion on these items unless members of the Board, staff or public request specific items to be removed for separate action.

Board Member Lewis MOVED approval of Items 5.1, 5.3, 5.3.1, 5.3.2, 5.4, 5.5, 5.6, 5.7 and 5.8.
Board Member Ortiz SECONDED. **MOTION CARRIED 12-0-0.**

5.1 Approval of the minutes of regular business meeting No. 292 dated October 13, 2016. APPROVED

5.3 Review and approval of agreements related to the San Mateo County Energy Watch and Regionally Integrated Climate Action Planning Suite programs:

5.3.1 Review and approval of Resolution 16-40 authorizing the C/CAG Chair to execute an agreement between C/CAG and the County of San Mateo for staff services for the Regionally Integrated Climate Action Planning Suite (RICAPS) project for calendar year 2017 for an amount not to exceed \$40,000. APPROVED

5.3.2 Review and approval of Resolution 16-38 authorizing the C/CAG Chair to execute an agreement between C/CAG and the County of San Mateo for staff services for the San Mateo County Energy Watch 2017 calendar year for an amount not to exceed \$450,000. APPROVED

5.4 Review and approval of the appointment of Ortensia Lopez of El Concilio of San Mateo County to the energy seat on the Resource Management and Climate Protection (RMCP) Committee. APPROVED

5.5 Review and approve the appointment of Ray Towne from the City of South San Francisco to the Congestion Management Program Technical Advisory Committee (CMP TAC) and the Stormwater Committee. APPROVED

5.6 Review and approval of Resolution 16-43 authorizing the C/CAG Chair to execute Amendment No. 1. to the FY 16-17 agreement with San Mateo County Office of Education, allocating \$135,000 unspent federal funding from previous cycles to continue implementing the countywide Safe Routes to School Program. APPROVED

5.7 Review and approval of a determination of conditional consistency for the City of San Carlos, Hilton Garden Inn Project with the Airport Land Use Compatibility Plan for the Environs of San Carlos Airport. APPROVED

5.8 Review and approval of a determination of conditional consistency for the City of Daly City, Serramonte Views Condominium and Hotel Project with the Comprehensive Airport Land Use Compatibility Plan for the Environs of San Francisco International Airport. APPROVED

Board Member O'Connell (San Bruno) pulled Item 5.2

5.2 Review and approval of the 2017 C/CAG Board calendar. APPROVED

Board Member O'Connell (San Bruno) MOVED approval of Item 5.2 with the addition of a meeting on July 13, 2017 and the deletion of the August 10, 2017 meeting. Board Member Nihart SECONDED. Board Member Ortiz opposed Item 5.2. **MOTION CARRIED 11-1-0.**

6.0 REGULAR AGENDA

6.1 Review and approval of agreements associated with the US 101 Managed Lane Project:

6.1.1 Review and approval of Resolution 16-41 authorizing the C/CAG Chair to execute a cooperative agreement between Caltrans, the San Mateo County Transportation Authority, and the City/ County Association of Governments of San Mateo County for the Implementation of the US 101 Managed Lane Project. APPROVED

Board Member Nihart MOVED approval of Item 6.1.1. Board Member O'Connell (San Bruno) SECONDED. **MOTION CARRIED 12-0-0.**

6.1.2 Review and approval of Resolution 16-42 authorizing the C/CAG Chair to execute a Memorandum of Understanding (MOU) between the San Mateo County Transportation Authority and the City/ County Association of Governments of San Mateo County for the implementation of the environmental phase of the US 101 Managed Lane Project. APPROVED

A revised MOU between SMCTA and C/CAG for the Implementation of 101 Managed Lanes Project was handed out at the meeting. Jean Higaki, C/CAG staff, recommended approval of the revised MOU.

Board Member Nihart MOVED approval of Item 6.1.2. Board Member O’Connell (San Bruno) SECONDED. **MOTION CARRIED 12-0-0.**

- 6.2 Review and approval of the formation of a San Mateo Countywide Water Coordination Committee as a C/CAG committee to improve countywide coordination, communication, and collaboration in connection with stormwater management, flood control, and sea level rise efforts. APPROVED

Board Member Fraser MOVED approval of Item 6.2. Board Member O’Connell (San Bruno) SECONDED. **MOTION CARRIED 13-0-0.**

7.0 COMMITTEE REPORTS

7.1 Committee Reports (oral reports)

7.2 Chairperson’s Report

7.3 Board members Report

8.0 EXECUTIVE DIRECTOR’S REPORT

Sandy Wong, Executive Director of City/County Association of Governments, reported on the following three items: A) a successful event on the Smart Corridor Ribbon Cutting held on November 9, 2016. B) The California Transportation Commission (CTC) has approved the advance allocation of \$5 million for the SR 92/El Camino Real interchange project. C) Upon a recruitment process, C/CAG hired Reid Bogert to fill a new position for the stormwater program. Mr. Bogert then introduced himself to the C/CAG Board.

9.0 COMMUNICATIONS - Information Only

10.0 CLOSED SESSION

10.1 CONFERENCE WITH LEGAL COUNSEL – EXISTING LITIGATION (Subdivision (a) of Section 54956.9)

Name of case: W. Bradley Electric, Inc., for the benefit of MP Nexlevel of California, Inc., and MP Nexlevel of California, Inc., in its own capacity and as assignee of W. Bradley Electric, Inc. v. County of San Mateo

There was no Closed Session convened.

11.0 RECONVENE IN OPEN SESSION

11.1 None

12.0 ADJOURNMENT – 7:12 p.m.

C/CAG AGENDA REPORT

Date: December 8, 2016

To: City/County Association of Governments Board of Directors

From: Sandy Wong, Executive Director

Subject: Review and approval of the Finance Committee's recommendation of no change to the C/CAG investment portfolio and accept the Quarterly Investment Report as of September 30, 2016.

(For further information or response to questions, contact Jean Higaki at 599-1462)

RECOMMENDATION

That the C/CAG Board review and approve the Finance Committee's recommendation of no change to the C/CAG investment portfolio and accept the Quarterly Investment Report as of September 30, 2016.

FISCAL IMPACT

Potential for higher or lower yields and risk associated with C/CAG investments.

SOURCE OF FUNDS

The Investment Policy applies to all C/CAG funds held by the C/CAG Financial Agent (City of San Carlos).

BACKGROUND

According to the C/CAG Investment Policy adopted on September 8, 2016:

"The portfolio should be analyzed not less than quarterly by the C/CAG Finance Committee, and modified as appropriate periodically as recommended by the Finance Committee and approved by the C/CAG Board, to respond to changing circumstances in order to achieve the Safety of Principal."

The Finance Committee will seek to provide a balance between the various investments and maturities in order to give C/CAG the optimum combination of Safety of Principal, necessary liquidity, and optimal yield based on cash flow projections.

A summary of the July, August, and September 2016 earning rates are as follows:

	Local Agency Investment Fund (LAIF)	San Mateo County Investment Pool (COPOOL)
July	0.588%	0.795%
August	0.614%	0.815%
September	0.634%	0.839%

On November 13, 2013 the C/CAG Board approved the C/CAG investment portfolio as follows:

Local Agency Investment Fund (LAIF) 50% to 70%
 San Mateo County Investment Pool (COPOOL) 30% to 50%

At the November 2015 CCAG Finance Committee meeting, the Committee set a goal to keep the investment with the County at 40%-42% of the total pooled investment to earn higher interest.

On June 9, 2016 C/CAG Board members suggested that the Finance Committee consider the feasibility of alternative investment portfolio mix, including investment outside of the LAIF funds and POOL funds.

On August 24, 2016 the Finance Committee directed staff to collect information regarding fees and minimum investment portfolios.

On Nov 16, 2016 staff researched and reported back to the Finance Committee that minimum management and custodian fee would be approximately \$30,000 per year. Based on that finding, given the size of C/CAG's portfolio, the Finance Committee concluded that the benefit of potential return on investment would be outweighed by the minimum fee on portfolio management along with the required custodian fee.

Also on November 16, 2016 the Finance Committee reviewed the investment portfolio and recommended no change to the investment portfolio at this time.

The investment portfolio as of September 30, 2016 is as follows:

	6/30/2016		9/30/2016	
	Amount	Percent	Amount	Percent
LAIF	\$12,200,510	60%	\$13,817,524	59%
COPOOL	\$8,154,442	40%	\$9,672,516	41%
Total	\$20,354,953	100%	\$23,490,040	100%

ATTACHMENTS

1. Quarterly Investment Report as of September 30, 2016 from San Carlos

C/CAG
CITY/COUNTY ASSOCIATION OF GOVERNMENTS
of San Mateo County

Board of Directors Agenda Report

To: Sandy Wong, Executive Director
From: Carrie Tam, Financial Services Manager
Date: November 16, 2016

SUBJECT: Quarterly Investment Report as of September 30, 2016

RECOMMENDATION:

It is recommended that the C/CAG Board review and accept the Quarterly Investment Report.

ANALYSIS:

The attached investment report indicates that on September 30, 2016, funds in the amount of \$23,490,040 were invested producing a weighted average yield of 0.69%. Of the total investment portfolio, 58.8% of funds were invested in the Local Agency Investment Fund (LAIF) and 41.2% in the San Mateo County Investment Pool (COPOOL). These percentages are within the range specified by the CCAG Board. Accrued interest earnings for this quarter totaled \$37,527. At the CCAG Finance Committee meeting in November 2015, the Committee set a goal to keep the investment with the County at 40%-42% of the total pooled investment to earn higher interest. The portfolio mix reflects the recommended percentage invested in the County Investment Pool.

Below is a summary of the changes from the prior quarter:

	Qtr Ended 9/30/16	Qtr Ended 6/30/16	Increase (Decrease)
Total Portfolio	\$ 23,490,040	\$ 20,354,953	\$ 3,135,087
Weighted Average Yield	0.69%	0.69%	0.00%
Accrued Interest Earnings	\$ 37,527	\$ 35,087	\$ 2,440

The higher portfolio balance combining with a slightly higher weighted average yield resulted in higher interest earnings for this quarter.

Historical cash flow trends are compared to current cash flow requirements on an ongoing basis to ensure that C/CAG's investment portfolio will remain sufficiently liquid to meet all reasonably anticipated operating requirements. As of September 30, 2016, the portfolio contains sufficient liquidity to meet the next six months of expected expenditures by C/CAG. All investments are in compliance with the Investment Policy. Attachment 2 shows a historical comparison of the portfolio for the past nine quarters.

The primary objective of the investment policy of the CCAG remains to be the SAFETY OF PRINCIPAL. The permitted investments section of the investment policy also states:

Local Agency Investment Fund (LAIF) which is a State of California managed investment pool, and San Mateo County Investment pool, may be used up to the maximum permitted by California State Law. A review of the pool/fund is required when they are part of the list of authorized investments.

The Investment Advisory Committee has reviewed and approved the attached Investment Report.

Attachments

- 1 – Investment Portfolio Summary for the Quarter Ended September 30, 2016
- 2 – Historical Summary of Investment Portfolio

CITY & COUNTY ASSOCIATION OF GOVERNMENTS

SUMMARY OF ALL INVESTMENTS
For Quarter Ending September 30, 2016

Category	Weighted Average Interest Rate	Historical Book Value	% of Portfolio	GASB 31 ADJ Market Value
Liquid Investments:				
Local Agency Investment Fund (LAIF)	0.60%	13,817,524	58.8%	13,821,752
San Mateo County Investment Pool (COPOOL)	0.82%	9,672,516	41.2%	9,672,516
Agency Securities				
<i>none</i>				
Total - Investments	0.69%	23,490,040	100%	23,494,268
GRAND TOTAL OF PORTFOLIO	0.69%	\$ 23,490,040	100%	\$ 23,494,268
Total Interest Earned This Quarter				37,527
Total Interest Earned (Loss) Fiscal Year-to-Date				37,527

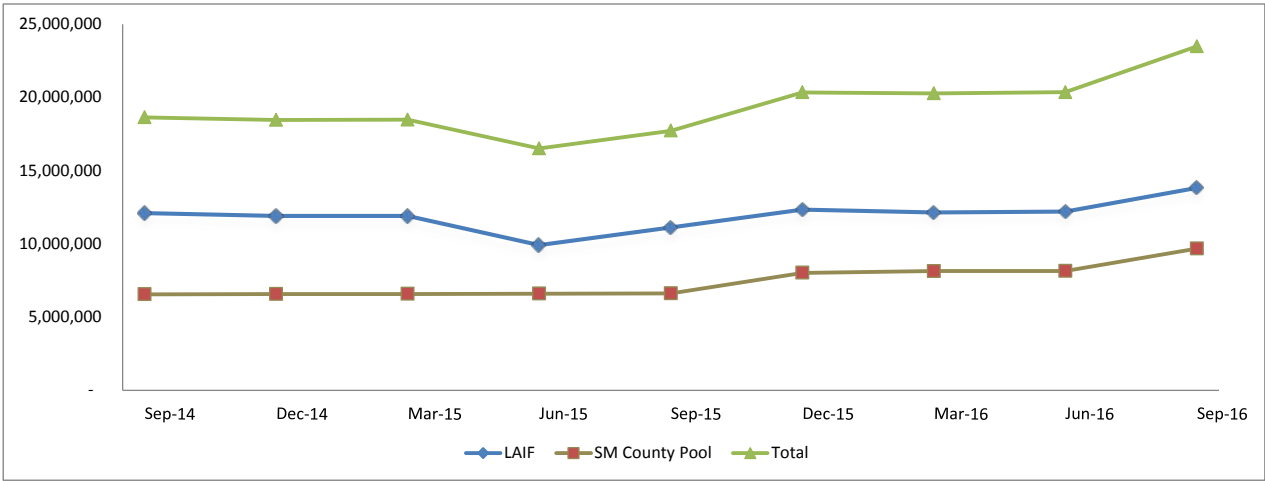
Note: CCAG Board approved the following investment portfolio mix at its November 14, 2013 meeting:

LAIF - 50% to 70%
COPOOL - 30% to 50%

At the CCAG Finance Committee meeting in November, the Committee set a goal to keep the investment with the County at 40%-42% of the total pooled investment to earn higher interest.

*Difference in value between Historical Value and Market Value may be due to timing of purchase. Investments in the investment pools may have been purchased when interest rates were lower or higher than the end date of this report. As interest rates increase or decrease, the value of the investment pools will decrease or increase accordingly. However, interest rate fluctuations does not have any impact to CCAG's balance in the investment pools. The market values are presented as a reference only.

**City and County Association of Governments
Historical Summary of Investment Portfolio
September 30, 2016**



Note: The chart type has been changed from Column to Line after receiving feedback from CCAG's Finance Committee

City/County Association of Governments Investment Portfolio

	Sep-14	Dec-14	Mar-15	Jun-15	Sep-15	Dec-15	Mar-16	Jun-16	Sep-16
LAIF	12,086,243	11,893,287	11,900,778	9,908,457	11,116,115	12,324,374	12,136,268	12,200,510	13,817,524
SM County Pool	6,559,603	6,570,236	6,581,700	6,601,123	6,612,375	8,024,431	8,138,072	8,154,442	9,672,516
Total	18,645,846	18,463,523	18,482,478	16,509,580	17,728,490	20,348,805	20,274,340	20,354,953	23,490,040

At the CCAG Finance Committee meeting in November 2015, the Committee set a goal to keep the investment with the County at 40%-42% of the total pooled investment to earn higher interest. As a result, \$1.4 million was transferred to CCAG's County Investment Pool account in the second quarter of FY2015-16. An additional \$100,000 was transferred to the County Pool in third quarter to reach the recommended 40%. There were no additional transfers made in the fourth quarter.

C/CAG AGENDA REPORT

Date: December 8, 2016
To: City/County Association of Government Board of Directors
From: Sandy Wong, Executive Director
Subject: Review and approval of Resolution 16-37 authorizing the C/CAG Chair to execute an agreement with DNV GL Energy Services USA Inc. for climate action planning services for an amount not to exceed \$153,270 for calendar year 2017
 (For further information, contact Kim Springer at (650) 599-1412)

RECOMMENDATION

That the C/CAG Board of Directors review and approve Resolution 16-37 authorizing the C/CAG Chair to execute an agreement with DNV GL Energy Services USA Inc. for climate action planning services for an amount not to exceed \$153,270 for calendar year 2017.

FISCAL IMPACT

The \$153,270 is funded by the San Mateo County Energy Watch, PG&E Local Government Partnership.

BACKGROUND/DISCUSSION

C/CAG and Pacific Gas and Electric Company (PG&E) completed the contracting process for the San Mateo County Energy Watch (SMCEW), the Local Government Partnership (LGP) 2016-2018 program cycle for energy efficiency in San Mateo County last year. A portion of the funding provided by the LGP is designated for Strategic Energy Resources (SER); efforts on policy and long term strategic planning to reduce energy use and greenhouse gas emissions.

The SMCEW has been using SER funds to continue its Regionally Integrated Climate Action Planning Suite (RICAPS) program efforts, which includes providing climate action planning technical assistance and implementation support to San Mateo County cities and the County. Examples of the services provided through the RICAPS program are: emission inventories, climate action plan development and updates, monthly countywide working group meetings, and policy and data development.

At the December 10, 2015 C/CAG Board meeting, the Board directed staff to conduct an RFP process to solicit and select a consultant to provide climate action planning technical support and implementation services. Two proposals were received and evaluated.

DNV GL Energy Services USA Inc. was the preferred contractor. An agreement for climate action planning services was awarded for calendar year 2016. The contractor has performed the requested services to the satisfaction of C/CAG, city and County staff in 2016. A new agreement for calendar year 2017 has been prepared for review and approval by the C/CAG Board.

Attachments

1. Resolution No. 16-37
2. C/CAG – DNV GL Energy Services USA Inc. Agreement and Scope of Work

RESOLUTION NO. 16-37

A RESOLUTION OF THE BOARD OF DIRECTORS OF THE CITY/COUNTY ASSOCIATION OF GOVERNMENTS OF SAN MATEO COUNTY (C/CAG) AUTHORIZING THE C/CAG CHAIR TO EXECUTE AN AGREEMENT WITH DNV GL ENERGY SERVICES USA INC. FOR CLIMATE ACTION PLANNING SERVICES FOR AN AMOUNT NOT TO EXCEED \$153,270 FOR CALENDAR YEAR 2017

RESOLVED, by the Board of Directors of the City/County Association of Governments of San Mateo County (C/CAG), that

WHEREAS, C/CAG has entered into a Local Government Partnership Agreement between C/CAG and Pacific Gas and Electric Company for the San Mateo County Energy Watch program; and

WHEREAS, the aforementioned Agreement provides Strategic Energy Resources funding for climate action planning, codes and standards, and other long term planning and policy technical and implementation assistance; and

WHEREAS, staff completed an RFP process for climate action planning technical assistance and implementation services in December 2015, consistent with the C/CAG procurement policy; and

WHEREAS, an agreement between C/CAG and DNV GL Energy Services USA Inc. was executed as a result of the above-referenced RFP and the services have been delivered to the satisfaction of C/CAG in 2016; and

WHEREAS, C/CAG desires to enter into another agreement for a similar scope of services for 2017.

NOW, THEREFORE, BE IT RESOLVED by the Board of Directors of the City/County Association of Governments of San Mateo County that the Chair is authorized to execute an agreement with DNV GL Energy Services USA Inc. for climate action planning services for an amount not to exceed \$153,270 for calendar year 2017, and further authorize the Executive Director to negotiate final terms prior to execution, subject to legal counsel approval as to form.

PASSED, APPROVED, AND ADOPTED THIS 8TH DAY OF DECEMBER, 2016.

Alicia C. Aguirre, Chair

AGREEMENT BETWEEN
CITY/COUNTY ASSOCIATION OF GOVERNMENTS OF SAN MATEO COUNTY
AND
DNV GL ENERGY SERVICES USA INC.

This Agreement entered this ____ day of December, 2016, by and between the City/County Association of Governments of San Mateo County, a joint powers agency, hereinafter called “C/CAG” and DNV GL Energy Services USA Inc, hereinafter called “Contractor.”

W I T N E S S E T H

WHEREAS, C/CAG is a joint powers agency formed for the purpose of preparation, adoption and monitoring of a variety of county-wide state-mandated plans; and,

WHEREAS, C/CAG is prepared to award funding for climate action planning technical assistance to cities in San Mateo County, the County, and to C/CAG in support of the Countywide Transportation CAP; and

WHEREAS, C/CAG has determined that Contractor has the requisite qualifications to perform this work, consistent with the C/CAG procurement policy.

NOW, THEREFORE, IT IS HEREBY AGREED by the parties as follows:

1. Services to be provided by Contractor. In consideration of the payments hereinafter set forth, Contractor agrees to perform the services described in Exhibit A, attached hereto (the “Services”). All Services are to be performed and completed by January 31, 2018.
2. Payments. In consideration of Contractor providing the Services, C/CAG shall reimburse Contractor on a time and materials basis based on the cost rates set forth in Exhibit A up to a maximum amount of one hundred forty five thousand dollars (\$153,270) for Services provided during the Contract Term as set forth below. Payments shall be made to Contractor monthly based on an invoice submitted by Contractor that identifies expenditures and describes services performed, by task in the scope of work, in accordance with the agreement. C/CAG shall have the right to receive, upon request, documentation substantiating charges billed to C/CAG.
3. Relationship of the Parties. It is understood that Contractor is an Independent Contractor and this Agreement is not intended to, and shall not be construed to, create the relationship of agent, servant, employee, partnership, joint venture or association, or any

other relationship whatsoever other than that of Independent Contractor.

4. Non-Assignability. Contractor shall not assign this Agreement or any portion thereof to a third party without advance consultation and approval from C/CAG.
5. Contract Term. This Agreement shall be in effect as of February 1, 2017 and shall terminate on January 31, 2018; provided, however, C/CAG may terminate this Agreement at any time for any reason by providing 30 days' notice to Contractor. Termination to be effective on the date specified in the notice. In the event of termination under this paragraph, Contractor shall be paid for all Services provided to the date of termination. Either party shall have the right to terminate this Agreement and/or any Task Order should the other party default in its obligations under this Agreement and either fail to correct such default within ten (10) days after receipt of written notice specifying same, or, if the default is not curable within such time, fail to take the reasonable and necessary steps to begin to cure the default.
6. Hold Harmless/ Indemnity: Contractor shall indemnify and save harmless C/CAG from all third party claims, suits or actions for death, bodily injury and direct property damage to the extent caused by the negligence of the Consultant, its agents, officers or employees related to or resulting from performance, or non-performance under this Agreement.

The duty to indemnify and save harmless as set forth herein, shall include the duty to defend as set forth in Section 2778 of the California Civil Code.

In no event shall either party be liable to the other for any indirect, consequential, exemplary, special, incidental or punitive damages including, without limitation, lost profits or revenues even if such damages are foreseeable or the damaged party has been advised of the possibility of such damages.

7. Hold Harmless/ Indemnity: Contractor shall indemnify and save harmless C/CAG from all third party claims, suits or actions for death, bodily injury and direct property damage to the extent caused by the negligence of the Consultant, its agents, officers or employees related to or resulting from performance, or non-performance under this Agreement.

The duty of the parties to indemnify and save harmless as set forth herein, shall include the duty to defend as set forth in Section 2778 of the California Civil Code.

8. Insurance: Contractor or any subcontractors performing the services on behalf of Contractor shall not commence work under this Agreement until all Insurance required under this section has been obtained and such insurance has been approved by the C/CAG Staff. Contractor shall furnish the C/CAG Staff with Certificates of Insurance evidencing the required coverage and there shall be a specific contractual liability endorsement

extending the Contractor’s coverage to include the contractual liability assumed by the Contractor pursuant to this Agreement. These Certificates shall specify or be endorsed to provide that thirty (30) days notice must be given, in writing, to C/CAG of any pending change in the limits of liability or of non-renewal, cancellation, or modification of the policy. Such Insurance shall include at a minimum the following:

Workers’ Compensation and Employer Liability Insurance: Contractor shall have in effect, during the entire life of this Agreement, Workers’ Compensation and Employer Liability Insurance providing full statutory coverage.

Liability Insurance: Contractor shall take out and maintain during the life of this Agreement such Bodily Injury Liability and Property Damage Liability Insurance as shall protect C/CAG, its employees, officers and agents while performing work covered by this Agreement from any and all claims for damages for bodily injury, including accidental death, as well as any and all operations under this Agreement, whether such operations be by the Contractor or by any sub-contractor or by anyone directly or indirectly employed by either of them. Such insurance shall be combined single limit bodily injury and property damage for each occurrence and shall be not less than \$1,000,000 unless another amount is specified below and shows approval by C/CAG Staff.

Required insurance shall include:

	Required Amount	Approval by C/CAG Staff if under \$ 1,000,000
a. Comprehensive General Liability	\$ 1,000,000	_____
b. Workers’ Compensation	\$ Statutory	_____

C/CAG shall be named as additional insured on any such policies of insurance, which shall also contain a provision that the insurance afforded thereby to C/CAG, its officers, agents, employees and servants shall be primary insurance to the full limits of liability of the policy, and that if C/CAG, or its officers and employees have other insurance against a loss covered by such a policy, such other insurance shall be excess insurance only.

In the event of the breach of any provision of this section, or in the event any notice is received which indicates any required insurance coverage will be diminished or canceled, the C/CAG Chairperson, at his/her option, may, notwithstanding any other provision of this Agreement to the contrary, immediately declare a material breach of this Agreement and suspend all further work pursuant to this Agreement.

9. Compliance with PG&E Contracts. The Contractor HAS BEEN PROVIDED A COPY OF THE C/CAG Local Government Partnership Agreement between C/CAG and PG&E, AND AGREES TO comply with all contract requirements contained THEREIN WITH

REGARD TO THE requirements for CONTRACTORS AND subcontractors, specifically including Data Security, Background Checks, Confidentiality and Data Security, Customer Satisfaction, and Escalation of Complaints and Safety.

10. Non-discrimination. The Contractor and any subcontractors performing the services on behalf of the Contractor shall not discriminate or permit discrimination against any person or group of persons on the basis or race, color, religion, national origin or ancestry, age, sex, sexual orientation, marital status, pregnancy, childbirth or related conditions, medical condition, mental or physical disability or veteran's status, or in any manner prohibited by federal, state or local laws.
11. Compliance with All Laws. Contractor shall at all times comply with all applicable laws and regulations, including without limitation those regarding services to disabled persons, including any requirements of Section 504 of the Rehabilitation Act of 1973.
12. Substitutions: If particular people are identified in this Agreement are providing services under this Agreement, the Contractor will not assign others to work in their place without written permission from C/CAG. Any substitution shall be with a person of commensurate experience and knowledge.
13. Sole Property of C/CAG. Work products of Contractor which are delivered under this Agreement or which are developed, produced and paid for under this Agreement, shall be and become the property of C/CAG. Contractor shall not be liable for C/CAG's use, modification or re-use of products without Contractor's participation or for purpose other than those specifically intended pursuant to this Agreement. Contractor shall retain and may use the general knowledge acquired as a result of its creation of the work product or the performance of services hereunder, for its general reference, enhancement of its technical capabilities, and for other purposes. All information and material which was owned by Contractor prior to this Agreement and used by Contractor in the performance of the Agreement shall remain the property of Contractor whether or not such information or material was incorporated in or used to produce any of the work products delivered under this Agreement.
14. Access to Records. C/CAG, or any of their duly authorized representatives, shall have access to any books, documents, papers, and records of the Contractor which are directly pertinent to this Agreement for the purpose of making audit, examination, excerpts, and transcriptions.

The Contractor shall maintain all required records for three years after C/CAG makes final payments and all other pending matters are closed.
15. Merger Clause. This Agreement, including Exhibit A attached hereto and incorporated herein by reference, constitutes the sole agreement of the parties hereto with regard to the matters covered in this Agreement, and correctly states the rights, duties and obligations

of each party as of the document's date. Any prior agreement, promises, negotiations or representations between the parties not expressly stated in this document are not binding. Any subsequent modifications must be in writing and signed by the parties. In the event of a conflict between the terms, conditions or specifications set forth herein and those in Exhibit A attached hereto, the terms, conditions or specifications set forth herein shall prevail.

16. Governing Law. This Agreement shall be governed by the laws of the State of California and any suit or action initiated by either party shall be brought in the County of San Mateo, California.
17. Notices. All notices hereby required under this agreement shall be in writing and delivered in person or sent by certified mail, postage prepaid and addressed as follows:

City/County Association of Governments of San Mateo County
555 County Center, 5th Floor – DPW155
Redwood City, CA 94063
Attention: Kim Springer

Notices required to be given to contractor shall be addressed as follows:

DNV GL
155 Grand Avenue, Suite 500
Oakland, CA 94612
Attention: Karin Corfee, Director

IN WITNESS WHEREOF, the parties hereto have affixed their hands to this Agreement on the day and year first above written.

DNV GL (Contractor)

By _____

_____ Date

City/County Association of Governments (C/CAG)

By _____
Alicia C. Aguire, C/CAG Chair

_____ Date

C/CAG Legal Counsel
Approved as to Form:

By _____

2017 RICAPS Program Planning Scope of Work

Prepared for C/CAG
November 29, 2016



Copyright © 2016, DNV GL Energy Services USA Inc.

This document, and the information contained herein, is the exclusive, confidential and proprietary property of DNV GL Energy Services USA Inc. and is protected under the trade secret and copyright laws of the United States and other international laws, treaties and conventions. No part of this work may be disclosed to any third party or used, reproduced or transmitted in any form or by any means, electronic or mechanical, including photocopying and recording, or by any information storage or retrieval system, without first receiving the express written permission of DNV GL Energy Services USA Inc. Except as otherwise noted, all trademarks appearing herein are proprietary to DNV GL Energy Services USA Inc.

Table of Contents

- 1. Introduction..... **Error! Bookmark not defined.**
- 2. Scope of Work..... **Error! Bookmark not defined.**
 - 2.1 Task 1. Monthly RICAPS meetings 2
 - 2.2 Task 2. Technical support for cities 3
 - 2.3 Task 3. 2015 Municipal GHG inventories.....5
 - 2.4 Task 4. 2014 Community GHG inventories7
 - 2.5 Task 5. Progress Tracking and Open Data Portal 9
 - 2.6 Task 6. Zero Net Energy Technical Assistance **Error! Bookmark not defined.**
- 3. Estimated Costs **Error! Bookmark not defined.**

1. Introduction

This scope of work is designed to build upon the services, tools and templates developed to date by DNV GL and assist the RICAPS program to deliver superior sustainability and climate planning services for local jurisdictions county-wide. Key initiatives for 2017 include county-wide sustainability planning coordination and peer-to-peer knowledge sharing, technical assistance with climate action planning for 2030 and beyond, energy and greenhouse gas inventory data aggregation and tracking, and zero net energy strategic planning.

1.1 Task 1. Monthly RICAPS meetings

DNV GL will continue to facilitate monthly RICAPS meetings related to the technical aspects of climate action planning and implementation. These meetings will be held as webinars and in-person meetings. The purpose of these meetings is three-fold:

- 1) To provide training and technical assistance related to climate planning, energy efficiency and demand response strategies, and progress tracking;
- 2) To enable information sharing and peer-to-peer learning amongst the San Mateo County jurisdictions;
- 3) To encourage regional collaboration in regards to energy and emission reduction implementation activities.

A key benefit of the monthly meetings is providing a forum for city staff to share information, best practices, and lessons learned in relation to developing and implementing their climate action plans and energy reduction strategies. Through RICAPS, C/CAG, with support from DNV GL, will continue to bring together speakers around timely energy and climate topic areas and to facilitate discussions amongst the jurisdictions around effective methodologies for tracking and monitoring climate action plan progress.

DNV GL will facilitate planning calls, develop a tentative 2017 syllabus/ curriculum for the year, and work with C/CAG staff to develop meeting topics. DNV GL will lead the outreach to speakers, including any coordination calls amongst speakers, and put together the agendas. C/CAG staff will continue to set up the Webex meetings for each webinar.

Where necessary and appropriate, DNV GL will also develop meeting content such as presentations on timely energy and climate action topics, as well as facilitated break-out sessions/interactive activities. DNV GL will also report back the results of interactive activities.

Monthly RICAPS Meeting Deliverables:

- Attendance and assistance in leading monthly RICAPS working group meetings (assume 12 meetings in 2017).
- Attend and participate in 2 RICAPS planning sessions per month

	Number (Units)		Cost per Unit	Hours per Unit	Total cost
Monthly RICAPS working group meetings					
Planning and preparation of materials, program support (e.g., planning calls, develop agendas, surveys, outreach to speakers, develop presentations, etc)	12	months	\$ 2,550	15	\$ 30,600
Monthly RICAPS meeting (assume 1-2 staff, for in-person meetings)	12	months	\$ 1,020	9	\$ 18,360
Total Task 1					\$ 48,960

1.2 Task 2. Technical support for cities

As of November 2016, nineteen jurisdictions (18 cities and the County) have draft climate action plans, with 13 formally adopted. Of the remaining 2 cities, the **city of San Bruno** is actively working on updating its draft climate action plan with new measures and analysis. **City of Half Moon Bay** is in the process of updating its General Plan and is likely to need assistance with incorporating a climate action plan in 2017.

Additionally, several jurisdictions are interested in CAP updates and assistance with new or updated CAP measures in order to set new GHG reduction goals for 2030. These jurisdictions include: **Menlo Park, San Carlos, and unincorporated County**, and others. RICAPS will continue to provide support for jurisdictions to develop CAPs and updated CAPs using the RICAPS tools.

The program will also continue to provide assistance to other cities in the County to formalize and adopt their draft climate action plans. These include the following 4 jurisdictions: **cities of Belmont, Millbrae, and Portola Valley**. The assistance for these cities includes answering

questions and providing technical assistance with revising draft CAPs to address stakeholder comments and bring to Council.

DNV GL will also continue to support the development of **C/CAG’s Transportation CAP**, which identifies programs and policies to reduce GHG emissions related to transportation and vehicle travel countywide, in support of city-level climate planning efforts within their own jurisdictions.

Technical Assistance Deliverables:

The following deliverables will be completed and customized for jurisdictions developing their climate action plans:

- GHG Forecast and Reduction Target tool
- Menu of Measures: Select and Analyze Emission Reduction Measures
- Review of CAP documents prepared by each city
- Attend kick-off meetings with new cities starting CAPs and one City Council meeting for adoption.

For cities with draft (or final) climate action plans, this task includes:

- Conference calls and additional assistance for jurisdictions (e.g., those with questions about updating the climate action plan, or assistance with revisions/initial study/negative declarations or bringing the CAP to City Council for adoption)

	Number (Units)		Cost per Unit	Hours per Unit	Total cost
Technical Support for cities					
Assist with drafting climate action plan/update	4	cities	\$ 6,800	40	\$ 27,200
Assist cities to finalize CAPs and bring to Council	4	cities	\$ 1,530	9	\$ 6,120
Total Task 2					\$ 33,320

1.3 Task 3. 2015 Municipal GHG inventories

In 2016, DNV GL provided technical assistance to 14 jurisdictions who expressed interest in completing a municipal GHG inventory related to government operations (e.g., city-owned facilities, city-paid utility bills, fleet vehicles, etc). DNV GL developed customized Excel data collection templates for each city to use in its data collection efforts.

As of November 2016, five jurisdictions have completed their municipal operations, with the remaining nine jurisdictions in varying stages of completeness. Some jurisdictions signed up later in the year.

City	2015 Government Operations GHG Inventory
Brisbane	Complete
Colma	Complete
Millbrae	Complete
San Carlos	Complete
San Mateo (Unincorporated County)	Complete
Burlingame	75% Complete
Daly City	75% Complete
Foster City	75% Complete
Menlo Park	75% Complete
Half Moon Bay	50% Complete
Portola Valley	50% Complete
Redwood City	25% Complete
San Mateo (City)	25% Complete
South San Francisco	25% Complete
Atherton	N/A
Belmont	N/A
East Palo Alto	N/A
Hillsborough	N/A
Pacifica	N/A
San Bruno	N/A
Woodside	N/A

In 2016, the focus was on supporting jurisdictions by providing customized tools and templates, with the bulk of data collection and input/synthesis completed by cities. Each jurisdiction was supposed to use the template and add their jurisdiction-specific results to produce final

municipal operations GHG update report. However, in practice, the jurisdictions also needed help with this step, to enter the data into the template spreadsheet.

In the interest of time and efficiency, DNV GL provided additional services in 2016 to enter data, clean data, assist with customized calculations and assumptions, and develop the final results on behalf of cities. For 2017, DNV GL proposes to work with the remaining nine jurisdictions to ensure timely completion of their municipal inventories and continue to help complete the inventories, if the cities provide the data (in whatever form they have).

Municipal GHG Inventory Deliverables:

- Customized municipal GHG inventory data collection Excel templates
- Assistance with employee commute surveys
- Answer questions related to the template and provide additional support as needed

	Number (Units)		Cost per Unit	Hours per Unit	Total cost
Municipal GHG inventories					
Assistance with entering data and data cleaning	7	jurisdictions	\$ 1,700	8	\$ 9,520
Quality control and completion of draft municipal results	7	jurisdictions	\$ 1,700	12	\$ 14,280
Finalize inventory results	7	jurisdictions	\$ 510	3	\$ 3,570
Total Task 3					\$ 27,370

1.4 Task 4. 2014 Community GHG inventories

Due to the time lag in data availability for completing community GHG inventories, DNV GL had previously completed only the 2011-2013 community GHG inventories for all 21 jurisdictions in San Mateo County. In 2016, DNV GL completed the data collection for most activity data including energy, water, solid waste, wastewater and transportation. However, the natural gas data provided by PG&E was incomplete due to new data privacy rules.

DNV GL spent the remainder of the community GHG inventory budget interfacing with PG&E, analyzing the data in different ways to explore alternate reporting pathways, data sources and to identify which jurisdictions do not have any usable natural gas data for 2014-2015. Table 1 summarizes the results of the analysis.

Table 1. Summary of Jurisdictions Affected by CPUC Data Privacy Rules

Cities Affected by Rule in 2014 & 2015	Cities Not Affected by Rule in 2014 & 2015
Brisbane	Atherton
Burlingame*	Belmont
Colma	Daly City
East Palo Alto	Foster City
Half Moon Bay	Pacifica
Hillsborough	Redwood City
Menlo Park	San Bruno
Millbrae	San Mateo
Portola Valley	
San Carlos (2015)	San Carlos (2014 not affected)
South San Francisco	
Unincorporated County	
Woodside	
Total: 12 jurisdictions, plus San Carlos 2015	Total: 8 jurisdictions, plus San Carlos 2014

In 2017, DNV GL and C/CAG do not expect the PG&E data issue to be resolved. Therefore, DNV GL will continue to support the RICAPS program, working with PG&E on the data availability for San Mateo jurisdictions for community GHG tracking.

DNV GL proposes to assist with data analytics of community GHG inventory data previously collected, participate in meetings and discussions to resolve the data privacy issues.

Furthermore, DNV GL will help cities use the available data for CAP progress tracking, staff reports and presentations to internal stakeholders.

The RICAPS program will provide updated annual community-wide GHG emissions inventories in a manner consistent with each city's preferred methodology for emissions accounting. Each jurisdiction will receive the data in an Excel workbook, which includes a high level overview of the city's emissions trend.

Community GHG Inventory Deliverables:

- Participate in up to 5 meetings related to PG&E data/privacy issues and or open data portal and CAP progress tracking
- Technical support for helping cities to understand community GHG inventory data collected to date, options for overcoming unavailable data issues, incorporation of subsets of data into staff reports and other reporting needs (assume 5 jurisdictions)
- Completion of 8 community GHG inventories for 2014-2015 (Draft and final Excel workbook of community-wide GHG inventory data)

	Number (Units)		Cost per Unit	Hours per Unit	Total cost
Community GHG inventories					
Participate in meetings to support energy data access	5	meetings	\$ 340	4	\$ 1,700
Technical support for cities related to GHG inventory data	6	jurisdictions	\$ 850	5	\$ 5,100
Complete community GHG inventories	8	jurisdictions	\$ 2,720	12	\$ 16,320
Total Task 4					\$ 23,120

2. Budget Proposal Summary

In this section, we summarize the proposed costs associated with the above scope of work, on a task-by-task basis, inclusive of reimbursable expenses. The DNV GL team proposes to perform the work on a time and material (T&M) basis with a proposed not-to-exceed of \$133,270.

Table 2. Summary of Budget Proposal for 2017 RICAPS

	Number (Units)	Cost per Unit	Hours per Unit	Total cost
Task 1. Monthly RICAPS working group meetings				
Planning and preparation of materials, program support (e.g., surveys, outreach, planning calls, etc)	12 months	\$ 2,550	15	\$ 30,600
Monthly RICAPS meeting (assume 2 staff, 4 in-person)	12 months	\$ 1,530	9	\$ 18,360
Total Task 1				\$ 48,960
Task 2. Technical Support for cities				
Assist with drafting climate action plan/update	4 cities	\$ 6,800	40	\$ 27,200
Assist cities to finalize CAPs and bring to Council	4 cities	\$ 1,530	9	\$ 6,120
Total Task 2				\$ 33,320
Task 3. Municipal GHG inventories				
Customized data template and PG&E data	7 jurisdictions	\$ 1,360	8	\$ 9,520
Training and technical assistance	7 jurisdictions	\$ 2,040	12	\$ 14,280
Review inventory results	7 jurisdictions	\$ 510	3	\$ 3,570
Total Task 3				\$ 27,370
Task 4. Community GHG inventories				
Participate in meetings to support energy data access	5 meetings	\$ 340	2	\$ 1,700
Technical support for CAP and GHG tracking	6 jurisdictions	\$ 850	5	\$ 5,100
Complete community GHG inventories	8 jurisdictions	\$ 2,040	12	\$ 16,320
Total Task 4				\$ 23,120
Contingency Budget				
Optional tasks to be determined				\$ 20,000
		Direct costs (i.e., mileage + parking)		\$ 500
Total:				\$153,270

	Number (Units)	Cost per Unit	Hours per Unit	Total cost
Task 1. Monthly RICAPS working group meetings				
Planning and preparation of materials, program support (e.g., surveys, outreach, planning calls, etc)	12 months	\$ 2,550	15	\$ 30,600
Monthly RICAPS meeting (assume 2 staff, 4 in-person)	12 months	\$ 1,530	9	\$ 18,360
Total Task 1				\$ 48,960
Task 2. Technical Support for cities				
Assist with drafting climate action plan/update	4 cities	\$ 6,800	40	\$ 27,200
Assist cities to finalize CAPs and bring to Council	4 cities	\$ 1,530	9	\$ 6,120
Total Task 2				\$ 33,320
Task 3. Municipal GHG inventories				
Customized data template and PG&E data	7 jurisdictions	\$ 1,360	8	\$ 9,520
Training and technical assistance	7 jurisdictions	\$ 2,040	12	\$ 14,280
Review inventory results	7 jurisdictions	\$ 510	3	\$ 3,570
Total Task 3				\$ 27,370
Task 4. Community GHG inventories				
Participate in meetings to support energy data access	5 meetings	\$ 340	2	\$ 1,700
Technical support for CAP and GHG tracking	6 jurisdictions	\$ 850	5	\$ 5,100
Complete community GHG inventories	8 jurisdictions	\$ 2,040	12	\$ 16,320
Total Task 4				\$ 23,120
Contingency Budget				
Optional tasks to be determined				\$ 10,000
		Direct costs (i.e., mileage + parking)		\$ 500
Total:				\$143,270

3. Contingency budget considerations

DNV GL proposes a set of optional tasks for consideration in 2017. These services are suggested in order to build upon past San Mateo County Energy Watch program components, and/or tap into other sustainability initiatives locally and nationally. Note that approximate costs are provided, but a more detailed scope of work and list of deliverables would need to be developed for each of the optional tasks below, in order to provide a more specific cost estimate.

3.1.1 Option A. Zero Net Energy assessments for municipal facilities

As California local governments embark on the process of supporting a new generation of energy efficient buildings, they have identified the need to lead by example in their own facilities.

DNV GL proposes to provide engineering analysis to local governments to explore ZNE retrofit opportunities in municipal building types, and demonstrate ZNE ordinance feasibility in existing municipal buildings to the market. DNV GL would work with select jurisdictions to focus on existing municipal buildings that are already funded for capital improvements (e.g., energy upgrades, renovations, solar project and seismic upgrades).

On behalf of StopWaste.org/BayREN, DNV GL is already providing these types of ZNE assessment for municipal buildings for the cities of Hayward, Berkeley, Oakland, West Marin and the counties of Marin and Sonoma.

Estimated cost: ~\$8,000-\$10,000 per building as a pilot demonstration project

3.1.2 Option B. Financing workshop for San Mateo

As cities across the country are adopting updated climate action plans that seek to achieve deep emissions reductions by 2030 and beyond, jurisdictions are increasingly grappling with how to fund or finance climate action plan implementation.

According to the Kresge Foundation, “Community investment in the U.S. is one of the most robust impact-investing sectors in the world. With support from public policy and subsidies from public and philanthropic sources, private capital flows to community investment from foundations, banks and insurance companies, individuals and others in the form of loans, bonds, tax-credit equity and structured investment vehicles.”

What DNV GL hears from the financial markets is that there is plenty of interest and capital available for green, municipal projects. The challenge is how do we connect local government sustainability staff with investors and provide sustainability staff with the training and connections to better leverage private capital for climate action plan implementation.

“Money is necessary, but not sufficient”
Robin Hacke, Kresge Foundation

Therefore, we propose a one-day Finding the Finance workshop with San Mateo jurisdictions.

Workshop objective: Cities need to identify and develop investable climate action projects. The workshop will focus on providing tools and a framework for San Mateo jurisdictions to figure out what it takes for cities to attract and deploy capital to advance its sustainability priorities.

Possible invited speakers and trainers include:

- Robin Hacke, Kresge Foundation, who leads a project to improve the ability of cities to attract and leverage capital for investment in public purposes.
- Neighborly, an online bond marketplace that streamlines issuance for public agencies and enables all types of investors to participate
- Carbon Disclosure Project, who has recently initiated a new Matchmaker project for financing urban climate mitigation projects
- HIP Investor, which is a leader in community impact investing. HIP manages money and income investment portfolios for to help investors to profit and make a positive impact.

Please see attached file “Finding the Finance Workshop – sample agenda” for a similar workshop that DNV GL hosted with CDP in Toronto on behalf of the Urban Sustainability Directors Network (USDN) Annual Meeting.

Estimated cost: ~\$6,000-\$8,000

3.1.3 Option C. SMCEW Coordination with PACE program

PACE programs are one example of an institutional framework for accessing private finance, combined with property assessed liens. DNV GL has recently submitted a proposal to City of Chula Vista to review all past PACE projects completed in the City and evaluate if they participated in the utility (SDG&E) energy efficiency programs for which they qualified.

For San Mateo County, DNV GL would leverage synergies with other similar projects across California to help explore how participation in San Mateo County PACE programs could be increased, possibly through better coordination with PG&E and BayREN programs.

DNV GL would evaluate the San Mateo County PACE transactions and PG&E/BayREN energy efficiency program processes to identify barriers and propose possible solutions that the PACE providers, PG&E/BayREN and/or the County can take to ensure that PACE projects fully utilize available energy efficiency incentives.

Estimated cost: ~\$10,000-\$12,000

3.1.4 Option D. Progress Tracking and Open Data Portal

To support cities and the public in tracking progress on GHG emissions reductions across the County, the RICAPS program had started to develop a set of inventory metrics and CAP progress indicators to be posted on the county’s Open Data Portal. However, we understand that given

the issues related to PG&E energy data privacy rules for 2014-2015, it may not make sense to proceed.

This Option D scope of work provides an option for the County to possibly proceed with the Open Data Portal of without the natural gas data.

DNV GL would support the RICAPS program by providing the inventory metrics data to the county's data team for all years. DNV GL would also assist with the CAP progress indicators, as identified previously in 2015, with a focus on priority 1 CAP progress indicators. Where possible, DNV GL would help identify data sources and organize the results. DNV GL will also provide input on the how the information should be displayed and some suggested narrative language around any embedded graphics for city websites.

Estimated cost: \$8,000 - \$12,000

THIS IS DNV GL

Our vision is to have a Global impact for a safe and sustainable future. We provide classification and technical assurance along with software and independent expert advisory services to the maritime, oil and gas, and energy industries. We also provide certification services to customers across a wide range of industries. Operating in more than 100 countries, our 16,000 professionals are dedicated to helping our customers make the world safer, smarter and greener. For more information on DNV GL, visit www.dnvgl.com.

C/CAG AGENDA REPORT

Date: December 8, 2016

To: C/CAG Board of Directors

From: Sandy Wong, Executive Director

Subject: Review and approval of Resolution 16-45 authorizing the C/CAG Chair to execute an agreement between Metropolitan Transportation Commission (MTC) and City/County Association of Governments of San Mateo County (C/CAG) for receipt of \$70,000 for performance of Regional Carpool Program Complementary Activities

(For further information or response to questions, contact Tom Madalena at 650-599-1460)

RECOMMENDATION

That the C/CAG Board of Directors review and approve Resolution 16-45 authorizing the C/CAG Chair to execute an agreement between Metropolitan Transportation Commission and City/County Association of Governments of San Mateo County (C/CAG) for receipt of \$70,000 for performance of Regional Carpool Program Complementary Activities.

FISCAL IMPACT

The \$70,000 that C/CAG is to receive from MTC will be passed through to Commute.org. The fiscal impact to C/CAG includes staff costs associated with administering the agreement with MTC and supporting the future audit of the Regional Carpool Program funding from MTC.

SOURCE OF FUNDS

The source of the Regional Carpool Program funds is from the Metropolitan Transportation Commission under the Federal Congestion Mitigation and Air Quality Improvement Program. The funding provided under this agreement is an amount up to \$70,000 for the period of October 1, 2016 through March 30, 2018.

BACKGROUND

MTC has sponsored the Regional Ridesharing and Bicycling Program (RRBP) for the nine Bay Area counties utilizing an outside contractor. In addition to maintaining a central database for helping commuters to join carpools and vanpools, MTC's contractor also works with local employers to establish trip reduction programs for workers and conducts a wide array of marketing efforts promoting alternatives to commuting in single occupant vehicles.

In three Bay Area counties, San Mateo, Contra Costa and Solano, funding has been delegated to the Congestion Management Agencies. C/CAG entered into a funding agreement with MTC in June 2005 to receive funding in an amount up to \$420,000 over six fiscal years for the performance of Regional Rideshare Program, later renamed Regional Ridesharing and Bicycling Program, activities in San Mateo County. C/CAG contracted with the Peninsula Traffic Congestion Relief Alliance (now

Commute.org) to perform the Transportation Demand Management (TDM) activities for the RRBP in San Mateo County.

C/CAG executed an Amendment No. 1 back in December of 2006 to remove specific annual targets from the agreement so that the agreement would not have to be amended each year if the targets changed. In 2011 MTC decided to extend the program with Amendment No. 2 which provided C/CAG with up to \$70,000 to operate the program through fiscal year 2011/2012. At that time MTC decided to change the name of the program to the Regional Ridesharing and Bicycling Program and incorporated bicycling activities into a revised scope of work.

MTC then decided to provide multi-year funding for the RRBP through Amendment No. 3. The additional funding was for the next four fiscal years (FY) which included FY 12/13, FY 13/14, FY 14/15, and FY 15/16. The amendment provided up to \$70,000 per year for a maximum amount of \$280,000.

MTC will be discontinuing this program upon completion of this new funding agreement. However, MTC is providing one final round of funding to ease counties into this transition. The final year of funding is being provided to C/CAG through a new funding agreement for what is called the Regional Carpool Program Complementary Activities.

This \$70,000 in funding for the Regional Carpool Program Complementary Activities that C/CAG receives is passed through to the Commute.org for the performance of the Regional Carpool Program Complementary Activities and the funding for the Commute.org is discussed in item number 5.5 of the December 8th Board packet.

ATTACHMENTS

- Resolution 16-45
- Funding Agreement between Metropolitan Transportation Commission (MTC) and City/County Association of Governments of San Mateo County (C/CAG) for performance of Regional Carpool Program Complementary Activities (available for review and download at <http://ccag.ca.gov/committees/board-of-directors/>)

RESOLUTION 16-45

A RESOLUTION OF THE BOARD OF DIRECTORS OF THE CITY/COUNTY ASSOCIATION OF GOVERNMENTS OF SAN MATEO COUNTY AUTHORIZING THE C/CAG CHAIR TO EXECUTE AN AGREEMENT BETWEEN CITY/COUNTY ASSOCIATION OF GOVERNMENTS OF SAN MATEO COUNTY AND THE METROPOLITAN TRANSPORTATION COMMISSION IN AN AMOUNT NOT TO EXCEED \$70,000 FOR PERFORMANCE OF THE REGIONAL CARPOOL PROGRAM COMPLEMENTARY ACTIVITIES.

RESOLVED, by the Board of Directors of the City/County Association of Governments of San Mateo County (C/CAG); that,

WHEREAS, MTC desires to provide Federal Fixing America's Surface Transportation (FAST) Act funding to CMAs to support the Regional Carpool Program in their respective counties, and

WHEREAS, the Federal FAST Act administered by the Metropolitan Transportation Commission (MTC) provides that Congestion Mitigation and Air Quality Improvement (CMAQ) Program funds may be allocated for ridesharing activities, and

WHEREAS, C/CAG desires to accept \$70,000 in CMAQ funding to support carpooling activities in San Mateo County, and

WHEREAS, it is necessary to execute an agreement with MTC to receive funds to provide the Regional Carpool Program Complementary Activities in San Mateo County.

NOW THEREFORE BE IT RESOLVED, by the Board of Directors of the City/County Association of Governments of San Mateo County that on behalf of C/CAG the Chair is authorized to execute an agreement between City/County Association of Governments of San Mateo County and the Metropolitan Transportation Commission in an amount not to exceed \$70,000 for performance of the Regional Carpool Program Complementary Activities.

PASSED, APPROVED, AND ADOPTED, THIS 8TH DAY OF DECEMBER 2016.

Alicia C. Aguirre, Chair

C/CAG AGENDA REPORT

Date: December 8, 2016

To: C/CAG Board of Directors

From: Sandy Wong, Executive Director

Subject: Review and approval of Resolution 16-46 authorizing the C/CAG Chair to execute an agreement between City/County Association of Governments of San Mateo County and Commute.org in an amount not to exceed \$70,000 for performance of the Regional Carpool Program Complementary Activities

(For further information or response to questions, contact Tom Madalena at 650-599-1460)

RECOMMENDATION

That the C/CAG Board review and approve Resolution 16-46 authorizing the C/CAG Chair to execute an agreement between City/County Association of Governments of San Mateo County and Commute.org in an amount not to exceed \$70,000 for performance of the Regional Carpool Program Complementary Activities.

FISCAL IMPACT

The fiscal impact to C/CAG includes costs associated with administering the agreement with Commute.org and supporting the future audit of the Regional Carpool Program funding from the Metropolitan Transportation Commission (MTC). The \$70,000 is provided to C/CAG from MTC and is passed through to Commute.org.

SOURCE OF FUNDS

Funding to support the Regional Carpool Program is derived from Congestion Mitigation and Air Quality Improvement (CMAQ) Program funds provided to C/CAG by MTC.

BACKGROUND/ DISCUSSION

The Metropolitan Transportation Commission (MTC) has operated the Regional Rideshare Program since 1997 and is refocusing this work towards the formation of carpools and vanpools in the Bay Area. In 2005 C/CAG began receiving funds from MTC for the performance of the Regional Rideshare Program, which historically provided employer outreach. Since 2005 C/CAG has provided the Regional Rideshare Program funding to Commute.org to implement the program in San Mateo County.

MTC has recently decided that it will no longer perform this outreach for counties or fund similar work but will provide one final year of funding to ease county transition to this change. Commute.org has been providing this function in San Mateo County and with Board approval will continue to do so through FY 16/17.

ATTACHMENTS

- Resolution 16-46
- Regional Carpool Program Complementary Activities Agreement between C/CAG and Commute.org (available for review and download at <http://ccag.ca.gov/committees/board-of-directors/>)

RESOLUTION 16-46

A RESOLUTION OF THE BOARD OF DIRECTORS OF THE CITY/COUNTY ASSOCIATION OF GOVERNMENTS OF SAN MATEO COUNTY AUTHORIZING THE C/CAG CHAIR TO EXECUTE AN AGREEMENT BETWEEN CITY/COUNTY ASSOCIATION OF GOVERNMENTS OF SAN MATEO COUNTY AND COMMUTE.ORG IN AN AMOUNT NOT TO EXCEED \$70,000 FOR PERFORMANCE OF THE REGIONAL CARPOOL PROGRAM COMPLEMENTARY ACTIVITIES.

RESOLVED, by the Board of Directors of the City/County Association of Governments of San Mateo County (C/CAG); that,

WHEREAS, the Metropolitan Transportation Commission (MTC) desires to provide Federal Fixing America's Surface Transportation (FAST) Act funding to CMAs to support the Regional Carpool Program in their respective counties, and

WHEREAS, the Federal FAST Act administered by MTC provides that Congestion Mitigation and Air Quality Improvement (CMAQ) Program funds may be allocated for ridesharing activities, and

WHEREAS, C/CAG has accepted \$70,000 in CMAQ funding to support carpooling activities in San Mateo County, and

WHEREAS, C/CAG has determined that Commute.org shall provide these activities in San Mateo County, and

WHEREAS, it is necessary to execute an agreement with Commute.org to provide the performance of the Regional Carpool Program Complementary Activities in San Mateo County.

NOW THEREFORE BE IT RESOLVED, by the Board of Directors of the City/County Association of Governments of San Mateo County that on behalf of C/CAG the Chair is authorized to execute an agreement between City/County Association of Governments of San Mateo County and Commute.org in an amount not to exceed \$70,000 for performance of the Regional Carpool Program Complementary Activities. The agreement shall be in a form approved by C/CAG Legal Counsel.

PASSED, APPROVED, AND ADOPTED, THIS 8TH DAY OF DECEMBER 2016.

Alicia C. Aguirre, Chair

C/CAG AGENDA REPORT

Date: December 8, 2016

To: C/CAG Board of Directors

From: Sandy Wong, Executive Director

Subject: Review and approval of appointments of public members to the Bicycle and Pedestrian Advisory Committee (BPAC) to fill four vacant seats

(For more information, please contact Eliza Yu at eyu@smcgov.org or 650-599-1453)

RECOMMENDATION

That the C/CAG Board review and approve appointments of public members to the Bicycle and Pedestrian Advisory Committee (BPAC) to fill four vacant seats.

FISCAL IMPACT

None

SOURCE OF FUNDS

Not applicable

BACKGROUND

On January 1, 2017, the BPAC will have four open seats for public members. Based on the C/CAG BPAC membership policy, public seats on the BPAC have two-year terms. One of the public members who fulfilled their two-year term has re-applied to serve. In addition, one of the elected members is stepping down from city council and has re-applied to serve as a public member. Both of these members who have re-applied to be back on the BPAC have met the 75% meetings minimum as listed in the BPAC membership policies below. Staff publicized the vacancies through e-mail and online postings to community members, by contacting bicycle and pedestrian advocacy groups who publicized the opportunity in newsletters and by email, and by posting the call for public member announcement on the C/CAG website.

The Board adopted BPAC membership policies are as follows (adopted March 2006):

- For reappointment of existing members, past attendance records should be a consideration. The attendance policy should be in accordance with the adopted Board Policy which is that members are required to attend a minimum of 75% of all meetings (including regular meetings that did not achieve a quorum) in the past consecutive 12 months.
- No more than two (2) members, either elected or public, should reside in the same jurisdiction.
- Candidates will complete the BPAC Membership Application Form.
- Recruitment announcements should be sent to local Bicycle and Pedestrian groups.

Five members of the public have applied to serve on the BPAC.

<u>Applicant</u>	<u>City of Residence</u>
• Malcolm Robinson	San Bruno
• David Stanek	City of San Mateo
• Casey Langenberger	Redwood City
• Matthew Self	Redwood City
• Marina Fraser	Half Moon Bay

The current members on the BPAC as of December 2016 are listed below.

<u>Elected Official Members</u>	<u>City of Residence</u>
• Eric Reed	Belmont
• Don Horsley	County of San Mateo (Unincorporated)
• Ken Ibarra	San Bruno
• Karyl Matsumoto	South San Francisco
• Ann Schneider	Millbrae
• Gary Pollard	Foster City
• Karen Ervin	Pacifica (Seat Up for Appointment)
• Marina Fraser	Half Moon Bay (Seat Up for Appointment)

<u>Public Members</u>	<u>City of Residence</u>
• Marge Colapietro	Millbrae
• Daina Lujan	South San Francisco
• Rob Lawson	Burlingame
• Matthew Self	Redwood City (Seat Up for Appointment)
• Jeffrey Tong	San Bruno (Seat Up for Appointment)
• Vacant Seat	
• Vacant Seat	

The five public members that submitted applications have been invited to come before the Board to speak for up to two minutes each. After the Board has heard from each of the public member applicants, C/CAG staff would like to request for the Board to cast four votes for the public members that they would like to appoint to the BPAC.

Recruitment for the vacant seats for elected officials was recently conducted separately. However, no letter of interest has been received by the deadline. Staff will continue that recruitment with the anticipation of new interest post-November election, and will be reported back to the C/CAG Board upon receipt of letter(s) of interest.

ATTACHMENTS

Attachment 1: BPAC 2016 Membership Application

Attachment 2: Applications C/CAG has received from five public members

Attachment 3: Attendance Records for 2016

C/CAG

CITY/COUNTY ASSOCIATION OF GOVERNMENTS
OF SAN MATEO COUNTY

*Atherton • Belmont • Brisbane • Burlingame • Colma • Daly City • East Palo Alto • Foster City • Half Moon Bay • Hillsborough • Menlo Park
Millbrae • Pacifica • Portola Valley • Redwood City • San Bruno • San Carlos • San Mateo • San Mateo County • South San Francisco • Woodside*

Bicycle and Pedestrian Advisory Committee Public Membership Application

Please give brief answers to the following questions to be considered for appointment to the City/County Association of Governments (C/CAG) of San Mateo County Bicycle and Pedestrian Advisory Committee (BPAC).

FOR INCUMBENTS:

1. Why do you want to be reappointed to the BPAC?
2. Do you have any suggestions for making the BPAC more effective?
3. How long have you served on the BPAC?

FOR NEW MEMBERS:

1. What expertise/experience do you have pertaining to serving on this committee?
2. Why do you want to serve on this committee?
3. What special strengths would you bring to the committee?
4. What is the role of the countywide Bicycle and Pedestrian Advisory Committee?
5. Have you ever attended a meeting of this committee? If so, when?

FOR ALL APPLICANTS:

- A. The C/CAG BPAC meets on the fourth Thursday of the month from 7:00 – 9:00 p.m., do you have other commitments that will keep you from attending meetings?
- B. Are you a member of any other committees/organizations?
- C. Please mention the city in which you reside.

Include your name on your submittal with the answers to the questions above. Applications will be reviewed and presented to the C/CAG Board for appointment to the BPAC. Please email or mail your application to Eliza Yu.

eyu@smcgov.org

555 County Center
5th Floor
Redwood City, CA 94063

Malcolm Robinson
161 Merced Dr.
San Bruno, CA 94066

Below are answers to your questions for application to public membership in the C/CAG BPAC as a new member.

EXPERTISE / EXPERIENCE: I have been an active member of the San Bruno BPAC, and played a constructive role in the development of the San Bruno Walk 'N Bike Plan. I have learned and used Roberts Rules, and have participated in three San Bruno City Council appointed committees: Crime Prevention, BPAC, Community Preparedness, and serve as our Neighborhood Watch Captain.

My family recreation is often bicycling where we ride every weekend on San Mateo County Class I trails such as Sawyer Camp, SF Bay Trail, Canada Road Sundays, and the Half Moon Bay Coast trail we call the Fitz to the Ritz (Fitzgerald Marine Preserve to the HMB Ritz Carlton). I ride both road and mountain bikes. I have lived in San Mateo County since 1970.

My family are also active hikers, and some of our favorite walks are in San Mateo County: finding old growth redwoods in El Corte de Madera Creek, Memorial and Portola Redwoods Parks; our favorite local walk is Sweeney Ridge Trail for sunsets, and beach combing anywhere along the San Mateo coast.

I studied Transportation Management at SFSU and became familiar with all types and modes of transport. As a transportation professional I set up distribution centers and supply chain networks in Europe to accommodate the majority of employees who rode bicycles to work, Asian employees who rode scooters, and Latin American employees who took public transport or walked to work.

WHY: It is important to my family and me to improve pedestrian and bicycling safety (PBS), ensure PBS on any new road construction, and support the continued development of a healthy lifestyle infrastructure in San Mateo County. I would like to see more Open Street opportunities, safer disabled street transit, improved pedestrian crossing visibility, and resumption of the Tour de Peninsula. The C/CAG BPAC appointment would be an avocation for me.

SPECIAL STRENGTHS: Throughout my professional career and various volunteer efforts I bring a collaborative approach to building consensus with a strong focus on the task at hand. I have worked on a global basis for large corporations as well as start-up operations as a transportation professional. I look at my role as being a dedicated, unbiased, and happily balanced participant. I do not miss meetings.

I am a motorcyclist and published moto-journalist, and know the back roads of the region very well. I have a history of volunteer service: the US Army, Election Poll Worker, corporate ERT member, and San Bruno CERT.

ROLE OF C/CAG BPAC: Other than what the web site says, members of the C/CAG BPAC are advocates and watchdogs for the needs of our citizens, and promote opportunities to enhance pedestrian and bicycle safety and ridership in San Mateo County and the Bay Area at large. BPAC members are a resource for C/CAG and other County groups for information and feedback, and participation enables BPAC members to gain expertise in government, regulations and the funding process.

I have **not attended any C/CAG BPAC meeting.**

Malcolm Robinson
161 Merced Dr.
San Bruno, CA 94066

MEETING ATTENDANCE: I am able to attend all C/CAG BPAC meeting dates and times except Thanksgiving.

MEMBERSHIP: I am a member of the following groups: San Bruno's BPAC and Community Preparedness Committee, and Neighborhood Watch Captain; the BMW Motorcycle Owners of America, BMW Riders Association, and American Motorcycle Association; The American Legion and AARP. I am a past member of the following: Cub/Boy Scouts, Council of Logistics Management, Council of Supply Chain Management Professionals, APICS, and the World Affairs Council.

I have lived in **San Bruno, CA** for the last 20 years.

David Stanek

Bicycle and Pedestrian Advisory Committee Public Membership Application

New Member Questions:

1. What expertise/experience do you have pertaining to serving on this committee?

I have ridden my bicycle across the United States, Europe, and toured thousands of miles on the Pacific Coast Highway, and the KATY trail. I have lived a car-free lifestyle for over eight years meaning that I ride or walk much of the time.

2. Why do you want to serve on this committee?

I want to contribute to improving my community using the knowledge I have as a cyclist. My rational understanding of cyclist and rider behavior will contribute to the team in a positive and constructive way. I am employed in the cycling industry and an advocate for bicycles and riders.

3. What special strengths would you bring to the committee?

My strengths include my background in Human Development/Psychology, Document Control, Teaching and the Bicycle Industry. My degree in Human Development allows me an empathetic demeanor when it comes to connecting and working with others. I've been a project engineer at construction firms and thus my organization and procedural awareness are high level. I am a former school teacher, so managing 120 students, dealing with diversity and practicing patience are all in my wheelhouse. I currently work for a large carbon fiber bicycle company and consider myself an expert in the field.

4. What is the role of the countywide Bicycle and Pedestrian Advisory Committee?

The BPAC advises the C/CAG Board on bicycle and pedestrian related issues and plans, including funding through the Transportation Development Act Article 3 grant program and additional federal funds allocated through the One Bay Area Grant program.

5. Have you ever attended a meeting of this committee?

No.

All Applicants:

- A. The C/CAG BPAC meets on the fourth Thursday of the month from 7:00-9:00p.m., do you have other commitments that will keep you from attending meetings?

No.

- B. Are you a member of any other committees/organizations?

Silicon Valley Bicycle Coalition.

- C. Please mention the city in which you reside.

218 Tilton Ave. San Mateo.

Casey Langenberger

Public Membership Application

Please give brief answers to the following questions to be considered for appointment to the City/County Association of Governments (C/CAG) of San Mateo County Bicycle and Pedestrian Advisory Committee (BPAC).

FOR NEW MEMBERS:

1. What expertise/experience do you have pertaining to serving on this committee?

- o First and foremost I am both a resident as well as a worker in this community, living in Emerald Hills since 2012 and working at Oracle in Redwood Shores since 2008. Additionally I am an avid cyclist that rides for both commuting and recreational purposes, as well as an occasional hiker when my legs can't pedal anymore.
- o Secondly, my role as a Manager of Internal Audit at Oracle provides me a skillset to be able to evaluate business needs and advocate to the business on relevant items to make progress happen, something I feel that would be useful in serving on this committee.

2. Why do you want to serve on this committee?

- o I want to serve on this committee for a variety of reasons; I strongly believe that bicyclists and pedestrians should have a community that supports and advocates for them; I would like to give back to the community that provides so much enjoyment to me; I would like to learn more about our local government and steps being taken to make it work for all of us.

3. What special strengths would you bring to the committee?

- o Being a Manager within the Business Assessment & Audit department at Oracle has provided me with a collaborative background which allows me to evaluate and work with the business on a daily basis to help improve Oracle to be world class in enterprise cloud, license, and hardware technology. I have traveled to 30+ countries, met with subsidiaries, partners, and customers working to improve our business. This background would allow me to provide a unique perspective across both BPAC and CCAG.

4. What is the role of the countywide Bicycle and Pedestrian Advisory Committee?

- o The role of BPAC is to work with the City/County Association of Governments (CCAG) and to provide advice and recommendations on behalf of cyclist and pedestrian facilities planning. The BPAC advises specifically as it relates to the Transportation Development Act Article 3 grant program. BPAC also provides advice and recommendations to One Bay Area Grant 2 (OBAG2) Program.

5. Have you ever attended a meeting of this committee? If so, when?

- o Yes, October 27, 2016

FOR ALL APPLICANTS:

A. The C/CAG BPAC meets on the fourth Thursday of the month from 7:00 – 9:00 p.m., do you have other commitments that will keep you from attending meetings?

- o I will be able to attend all meetings, barring an emergency.

B. Are you a member of any other committees/organizations?

- o No

C. Please mention the city in which you reside.

- o Emerald Hills (Redwood City)

Include your name on your submittal with the answers to the questions above. Applications will be reviewed and presented to the C/CAG Board for appointment to the BPAC. Please email or mail your application to Eliza Yu, eyu@smcgov.org / 555 County Center, 5th Floor, Redwood City, CA 94063.

BPAC Public Member Application – Marina Fraser

1. What expertise/experience do you have pertaining to serving on this BPAC committee?

The past two years that I have served on CCAG, I have also held the elected representative seat on BPAC. This last year I was serving as the Vice Chair of the committee.

2. Why do you want to serve on this committee?

As I end my 13 years of service on the Half Moon Bay City Council, where I served 3 terms as Mayor, I would like to transition my life in the public sector to the things I am passionate about. One of which is bicycle safety and continuing on BPAC.

Going forward I would like to see the BPAC committee be more actively engaged in promoting bicycle safety and the proper operation of bicycles on streets and roads. As well as sharing information on best practices and policies to encourage walking and riding for youth and adults.

I would like to encourage all of us to find the short and long term solutions for creating safe and healthy ways to walk and circulate to schools, shops, and neighborhoods.

3. What special strengths would you bring to this committee?

I have participated in bike advocacy conferences and workshops, to learn how we in our cities can make safe improvements to encourage healthy sustainable modes of transportation.

In my own community, I found that people would ride a bike instead of using the car to shop in our downtown area if they had a safe place to park the bike. I worked with a community member for a generous donation to purchase bike racks. With a matching grant from Commute.org, we were able to leverage that donation to bike racks throughout the community.

4. What is the role of the countywide Bicycle and Pedestrian Advisory Committee?

The San Mateo County Bicycle and Pedestrian Advisory Committee (SMCBPAC) is responsible for reviewing policies, programs and priorities related to walking and bicycling for transportation. The Committee develops and implements an annual work plan focused on neighborhoods in the unincorporated areas of the county. The annual work plan may include reviewing existing conditions, collaborating with Safe Routes to Schools programs, developing recommendations for improved standards or plans.

5. Have you ever attended a meeting of this committee, if so, when?

I have attended the meetings from 2015-2016. I am currently the Vice Chair of BPAC.

C/CAG

CITY/COUNTY ASSOCIATION OF GOVERNMENTS
OF SAN MATEO COUNTY

*Atherton • Belmont • Brisbane • Burlingame • Colma • Daly City • East Palo Alto • Foster City • Half Moon Bay • Hillsborough • Menlo Park
Millbrae • Pacifica • Portola Valley • Redwood City • San Bruno • San Carlos • San Mateo • San Mateo County • South San Francisco • Woodside*

Bicycle and Pedestrian Advisory Committee Public Membership Application

Please give brief answers to the following questions to be considered for appointment to the City/County Association of Governments (C/CAG) of San Mateo County Bicycle and Pedestrian Advisory Committee (BPAC).

APPLICANT:

Matthew Self
525 Middlefield Road
Apt 1086
Redwood City, CA 94063

FOR INCUMBENTS:

1. Why do you want to be reappointed to the BPAC?

During my first term on the BPAC I feel that I have been very effective and impactful and would like to do more to help improve pedestrian and bicycle infrastructure in the County.

Given that the funding calls that the committee reviews are oversubscribed, it is very important to ensure that the proposals are thoroughly reviewed to ensure that public funds are applied in the most efficient way possible. For the TDA/3 scoring, I was one of the most prepared committee members. I reviewed the documents in detail and made personal visits to several projects that weren't part of the group van tour. The extra preparation enabled me to take an active part in the committee deliberations on the scoring.

Because of this extra level of effort and interest in reviewing projects, the committee selected me to serve as the BPAC's representative to the SMCTA's 2015 Measure A Pedestrian and Bicycle Program evaluation panel. This panel scored and evaluated 20 projects and recommended \$5 million in awards.

I believe that both past chair Horsley and current chair Colapietro would note that I make thoughtful and informed comments during the committee meetings.

2. Do you have any suggestions for making the BPAC more effective?

I think that there are several opportunities for the BPAC to be more impactful. Typically, only about half of the meetings are held, so there is capacity to do more.

C/CAG

CITY/COUNTY ASSOCIATION OF GOVERNMENTS OF SAN MATEO COUNTY

*Atherton • Belmont • Brisbane • Burlingame • Colma • Daly City • East Palo Alto • Foster City • Half Moon Bay • Hillsborough • Menlo Park
Millbrae • Pacifica • Portola Valley • Redwood City • San Bruno • San Carlos • San Mateo • San Mateo County • South San Francisco • Woodside*

I do feel that the program to appoint a BPAC member to the SMCTA Measure A evaluation panel was very effective and that should be continued.

I also think there could be an opportunity for the committee to serve as a coordination point for the BPACs of C/CAG's members. For example, the BPAC could sponsor a forum for BPAC's within the County to share best practices on new pedestrian and bicycle designs.

3. How long have you served on the BPAC?

I have served one term on the C/CAG BPAC.

FOR ALL APPLICANTS:

A. The C/CAG BPAC meets on the fourth Thursday of the month from 7:00 – 9:00 p.m., do you have other commitments that will keep you from attending meetings?

I am available on Thursday evenings.

B. Are you a member of any other committees/organizations?

I am the chair of Redwood City's Complete Streets Advisory Committee. I was appointed on 6/15/2015 and my term expires on 5/31/2017. I am also a member of the Silicon Valley Bicycle Coalition.

C. Please mention the city in which you reside.

I currently reside in Redwood City. Note that I recently moved from unincorporated San Mateo County (in August 2016).

Bicycle and Pedestrian Advisory Committee (BPAC) Attendance Report - 2016

Agency	Name	Jan	Feb	Mar	Apr	May	Jun	Jul	Aug	Sept	Oct	Nov	Dec
Millbrae	Ann Schneider		X			X			X		X		
Half Moon Bay	Marina Fraser		X			X			X		X		
County of San Mateo	Don Horsley		X			X							
San Bruno	Ken Ibarra		X			X			X				
South San Francisco	Karyl Matsumoto		X			X			X				
Foster City	Gary Pollard		X										
Belmont	Eric Reed												
Pacifica	Karen Ervin		X			X			X		X		
Public (Burlingame)	Rob Lawson		X			X			X				
Public (County)	Matthew Self		X			X					X		
Public (South San Francisco)	Daina Lujan		X								X		
Public (San Bruno)	Jeffrey Tong		X			X			X				
Public (Millbrae)	Marge Colapietro		X			X			X		X		
Public													
Public													

Note: For consistency, specify attendance by placing an "X" - if they attended. Leave blank if they did not.

C/CAG AGENDA REPORT

Date: December 8, 2016

To: City/County Association of Governments Board of Directors

From: Sandy Wong, Executive Director

Subject: Review and approval of C/CAG legislative policies, priorities, positions, and legislative update (A position may be taken on any legislation, including legislation not previously identified)

(For further information or response to questions, contact Jean Higaki at 650-599-1462)

RECOMMENDATION

Review and approval of C/CAG legislative policies, priorities, positions, and legislative update (A position may be taken on any legislation, including legislation not previously identified)

FISCAL IMPACT

Unknown.

SOURCE OF FUNDS

N/A

BACKGROUND

The C/CAG Legislative Committee receives monthly written reports and oral briefings from the C/CAG's State legislative advocates. Important or interesting issues that arise out of that meeting are reported to the Board.

The last day of formal session was August 31, 2016. The Governor had till end of September to sign any bill from the last day of session. Special session closed at the end of November 2016.

Attached is a general report regarding the 2016 election results.

ATTACHMENTS

1. 2016 General Election report from Shaw/ Yoder/ Antwih, Inc.
2. Full Legislative information is available for specific bills at <http://leginfo.legislature.ca.gov/>



SHAW/YODER/ANTWIH, inc.
LEGISLATIVE ADVOCACY • ASSOCIATION MANAGEMENT

November 21, 2016

To: The City/County Association of Governments of San Mateo County

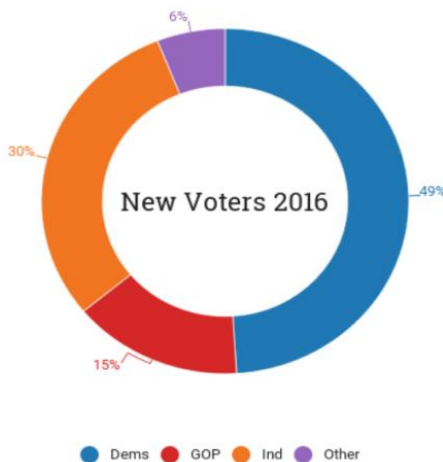
From: Andrew Antwih, Partner
Matt Robinson, Legislative Advocate

Re: General Election 2016

California Voter Registration

There are 1.2 million more registered voters in California than there were in the landmark 2012 presidential election year. Secretary of State Alex Padilla announced that 78% of eligible voters are registered, amounting to 19,411,771 Californians.

New Voters 2016



Many of these new voters are Democrats, according to a recent survey by *CalMatters*.¹ Specifically, the percentage of voters registered with the Democratic Party increased from 43.7% to 44.9%, and the percentage of voters registered with the Republican Party decreased from 29.4% to 26%. Among Latino and Asian voters, the Democratic registration trends are higher. In the present cycle, for example, new Latino voters are, on average, registering as Democrats at nearly twice the rate of prior years combined.²

In total, 4,982,775 California voters have vote-by-mail ballots this year. Of those, 45.71% are Democrats, 31.83% are Republicans, 21.26% have No Party Preference, and 1.20% are Other. There was

been an overall 6% decrease in Republican vote-by-mail returns statewide.

Statewide, overall voter turnout was at 51.2% with 99.7% of precincts reporting.

California State Legislative Races

All California Assembly seats and half of California Senate seats were up for reelection or became vacant this year. In total, 20 state legislators termed out in 2016. Of those, 14 were Assemblymembers (9 Democrats, 5 Republicans) and 6 were Senators (5 Democrats, 1 Republican).

¹ Cal Matters, October 2016

² IBID

Sixty-five percent of the Legislature was Democratic during the 2015-16 legislative session. It was highly anticipated that the increase in voter registration would result in a Democratic two-thirds supermajority (66%) in both houses. Approximately seven seats in the Assembly and five seats in the Senate were “marginal” seats which could swing to either party, affecting the overall partisan make-up of each house. Democrats last had a supermajority in 2012, the first time any political party had done so in both houses since 1933, but lost it in 2014. To achieve a supermajority in both houses this cycle, Democrats needed to hold all of their current seats and pick up one Republican seat in the Senate and two Republican seats in the Assembly. With a two-thirds supermajority, California Democrats would be able to pass tax increases (and fees), place bonds or constitutional amendments on the ballot, enact laws immediately with an urgency clause, and override vetoes without needing to get Republicans on board.

However, with California’s “open primary” system, within the Democratic caucus, there is greater ideological diversity. The rise of the “Moderate Democrats” in the state Assembly may lessen the impact of a Democratic supermajority. Moderate Democrats have seen more political success due to California’s top-two primary system. Nearly 30% of the current Assembly Democratic caucus have moderated and cast votes which depart from traditional Democratic constituency groups. Using the recent California increase in minimum wage as one litmus test, 6% fewer Democrats supported the bill in 2016 than did in 2013, adjusted for numbers.³

Additionally, this informal caucus of business-aligned Democrats successfully watered down SB 350 and stalled SB 32 in 2015, two priority climate change bills advanced by the more liberal Democrats and Governor Brown. SB 32 passed in 2016 only with its companion bill, AB 197, required by the Moderate Democrats to earn their votes. The Moderate Democrats also blocked a bill this year that would have required companies to pay employees double for working on Thanksgiving.

The so-called “Mod Squad” fluctuates depending on the issue, but as a group they are seeking to increase their numbers and their clout.

California State Election Outcomes

The Democrats indeed regained a two-thirds supermajority in the Assembly, with a total of 55 Democrats and 25 Republicans. Incumbent Republicans Young Kim (AD 65), David Hadley (AD 66) and Eric Linder (AD 60) were defeated by their Democratic opponents. In the State Senate, the Democrats fell short of a supermajority. Republicans will maintain the seat of departing Senator Bob Huff in their control, as Assembly Member Ling Ling Chang defeated her Democratic challenger, Josh Newman. This win blocked the Democrats in the Senate from reaching a supermajority. There will now be 26 Democrats and 14 Republicans in the State Senate.

In the Assembly, Democratic incumbents Patty Lopez (AD 39) and Cheryl Brown (AD47) have lost their re-election bids. Three former legislators who lost their seats in 2014 have regained their seats: Raul Bocanegra in AD 39, Sharon Quirk-Silva in AD 65 and Al Muratsuchi in AD 66.

Here are some highlights of key Assembly races:

Sharon Quirk-Silva (D) ahead of Young Kim (R) by 2 points.

Eric Linder (R) lost to Sabrina Cervantes (D) by 4 points.

³ Assembly Floor votes AB 10 (2013) and SB 3 (2016)

Al Muratsuchi (D) regains seat from David Hadley (R) by 5 points.

Cheryl Brown (D) loses her seat to Eloise Reyes (D) by 6 points.

Catharine Baker (R) holds onto her Assembly seat against Democratic challenger Cheryl Cook-Kallio.

It is important to note that while the Democrats have regained a supermajority of seats in the Assembly, this is concurrent with the election of more moderate, business-friendly Democrats.

Here are some highlights of key Senate races:

Cathleen Galgiani (D) holds onto her seat over Alan Nakanishi (R) by 10 points.

Scott Wilk (R) defeats Jonathon Ervin (D) by 9 points.

Anthony Portantino (D) beats out Michael Antonovich (R) by 15 points.

Henry Stern (D) defeats Steve Fazio (R) by 10 points.

The race between Ling-Ling Chang (R) and Josh Newman (D) is still too close to call.

California Congressional Races

California Attorney General Kamala Harris and Congresswoman Loretta Sanchez are seeking Senator Barbara Boxer's open seat in the U.S. Senate. As expected, Kamala Harris won this race with 62.5% of the vote. All 53 California Congressional seats were on the ballot this year as well. Incumbent Representatives Ami Bera (D), Jeff Denham (R), David Valadao (R), Steve Knight (R), Pete Aguilar (D), and Darrell Issa (R) held onto their seats in hotly contested races. Congressman Mike Honda (D) was ousted in a Dem-on-Dem race by his opponent, Ro Khanna (D).

Included with this memo is a spreadsheet that tracks all State and Congressional races in California this election cycle, highlighting the key races, most of which are Republican seats that were targeted by the Democrats in their efforts to reach a supermajority. The final outcomes of all races are provided in that spreadsheet. The data is pulled from the [Secretary of State's website](#).

California Ballot Propositions

Seventeen statewide propositions were put on the November 2016 ballot, which in total have amounted to a record \$473 million in campaign spending.

Proposition 51. School Bonds, Funding for K-12 School and Community College Facilities.

Authorizes \$9 billion in general obligation bonds for new construction and modernization of K-12 public school facilities; charter schools and vocational education facilities; and California Community Colleges facilities. Fiscal Impact: State costs of about \$17.6 billion to pay off both the principal (\$9 billion) and interest (\$8.6 billion) on the bonds. Payments of about \$500 million per year for 35 years.

PASSED 54-46

Proposition 52. Medi-Cal Hospital Fee Program. Initiative Constitutional Amendment and Statute.

Extends indefinitely an existing statute that imposes fees on hospitals to fund Medi-Cal health care services, care for uninsured patients, and children's health coverage. Fiscal Impact: Uncertain fiscal

effect, ranging from relatively little impact to annual state General Fund savings of around \$1 billion and increased funding for public hospitals in the low hundreds of millions of dollars annually.

PASSED 69.7-30.3

Proposition 53. Revenue Bonds. Statewide Voter Approval. Initiative Constitutional Amendment.

Requires statewide voter approval before any revenue bonds can be issued or sold by the state for certain projects if the bond amount exceeds \$2 billion. Fiscal Impact: State and local fiscal effects are unknown and would depend on which projects are affected by the measure and what actions government agencies and voters take in response to the measure's voting requirement.

FAILED 48.5-51.5

Proposition 54. Legislature, Legislation and Proceedings. Initiative Constitutional Amendment and Statute.

Prohibits Legislature from passing any bill unless published on Internet for 72 hours before vote. Requires Legislature to record its proceedings and post on Internet. Authorizes use of recordings. Fiscal Impact: One-time costs of \$1 million to \$2 million and ongoing costs of about \$1 million annually to record legislative meetings and make videos of those meetings available on the Internet.

PASSED 64.5-35.5

Proposition 55. Tax Extension to Fund Education and Healthcare. Initiative Constitutional Amendment.

Extends by twelve years the temporary personal income tax increases enacted in 2012 on earnings over \$250,000, with revenues allocated to K–12 schools, California Community Colleges, and, in certain years, healthcare. Fiscal Impact: Increased state revenues—\$4 billion to \$9 billion annually from 2019–2030—depending on economy and stock market. Increased funding for schools, community colleges, health care for low–income people, budget reserves, and debt payments.

PASSED 62.2-37.8

Proposition 56. Cigarette Tax to Fund Healthcare, Tobacco Use Prevention, Research, and Law Enforcement. Initiative Constitutional Amendment and Statute.

Increases cigarette tax by \$2.00 per pack, with equivalent increase on other tobacco products and electronic cigarettes containing nicotine. Fiscal Impact: Additional net state revenue of \$1 billion to \$1.4 billion in 2017–18, with potentially lower revenues in future years. Revenues would be used primarily to augment spending on health care for low–income Californians.

PASSED 63.2-37.8

Proposition 57. Criminal Sentences. Parole. Juvenile Criminal Proceedings and Sentencing. Initiative Constitutional Amendment and Statute.

Allows parole consideration for nonviolent felons. Authorizes sentence credits for rehabilitation, good behavior, and education. Provides juvenile court judge decides whether juvenile will be prosecuted as adult. Fiscal Impact: Net state savings likely in the tens of millions of dollars annually, depending on implementation. Net county costs of likely a few million dollars annually.

PASSED 63.7-36.3

Proposition 58. English Proficiency. Multilingual Education. Initiative Statute.

Preserves requirement that public schools ensure students obtain English language proficiency. Requires school districts to solicit parent/community input in developing language acquisition programs. Requires instruction to ensure English acquisition as rapidly and effectively as possible. Authorizes school districts

to establish dual–language immersion programs for both native and non–native English speakers. Fiscal Impact: No notable fiscal effect on school districts or state government.

PASSED 72.6-27.4

Proposition 59. Corporations. Political Spending. Federal Constitutional Protections. Legislative Advisory Question.

Asks whether California's elected officials should use their authority to propose and ratify an amendment to the federal Constitution overturning the United States Supreme Court decision in *Citizens United v. Federal Election Commission*. *Citizens United* ruled that laws placing certain limits on political spending by corporations and unions are unconstitutional. Fiscal Impact: No direct fiscal effect on state or local governments.

PASSED 52.5-47.5

Proposition 60. Adult Films. Condoms. Health Requirements. Initiative Statute.

Requires adult film performers to use condoms during filming of sexual intercourse. Requires producers to pay for performer vaccinations, testing, and medical examinations. Requires producers to post condom requirement at film sites. Fiscal Impact: Likely reduction of state and local tax revenues of several million dollars annually. Increased state spending that could exceed \$1 million annually on regulation, partially offset by new fees.

FAILED 46-54

Proposition 61. State Prescription Drug Purchases. Pricing Standards. Initiative Statute.

Prohibits state from buying any prescription drug from a drug manufacturer at price over lowest price paid for the drug by United States Department of Veterans Affairs. Exempts managed care programs funded through Medi–Cal. Fiscal Impact: Potential for state savings of an unknown amount depending on (1) how the measure's implementation challenges are addressed and (2) the responses of drug manufacturers regarding the provision and pricing of their drugs.

FAILED 46.1-53.9

Proposition 62. Death Penalty. Initiative Statute.

Repeals death penalty and replaces it with life imprisonment without possibility of parole. Applies retroactively to existing death sentences. Increases the portion of life inmates' wages that may be applied to victim restitution. Fiscal Impact: Net ongoing reduction in state and county criminal justice costs of around \$150 million annually within a few years, although the impact could vary by tens of millions of dollars depending on various factors.

FAILED 46.2-53.8

Proposition 63. Firearms. Ammunition Sales. Initiative Statute.

Requires background check and Department of Justice authorization to purchase ammunition. Prohibits possession of large–capacity ammunition magazines. Establishes procedures for enforcing laws prohibiting firearm possession by specified persons. Requires Department of Justice's participation in federal National Instant Criminal Background Check System. Fiscal Impact: Increased state and local court and law enforcement costs, potentially in the tens of millions of dollars annually, related to a new court process for removing firearms from prohibited persons after they are convicted.

PASSED 62.8-37.2

Proposition 64. Marijuana Legalization. Initiative Statute.

Legalizes marijuana under state law, for use by adults 21 or older. Imposes state taxes on sales and cultivation. Provides for industry licensing and establishes standards for marijuana products. Allows local regulation and taxation. Fiscal Impact: Additional tax revenues ranging from high hundreds of millions of dollars to over \$1 billion annually, mostly dedicated to specific purposes. Reduced criminal justice costs of tens of millions of dollars annually.

PASSED 56.1-43.9

Proposition 65. Carryout Bags. Charges. Initiative Statute.

Redirects money collected by grocery and certain other retail stores through mandated sale of carryout bags. Requires stores to deposit bag sale proceeds into a special fund to support specified environmental projects. Fiscal Impact: Potential state revenue of several tens of millions of dollars annually under certain circumstances, with the monies used to support certain environmental programs.

FAILED 44.7-55.3

Proposition 66. Death Penalty. Procedures. Initiative Statute.

Changes procedures governing state court challenges to death sentences. Designates superior court for initial petitions and limits successive petitions. Requires appointed attorneys who take noncapital appeals to accept death penalty appeals. Exempts prison officials from existing regulation process for developing execution methods. Fiscal Impact: Unknown ongoing impact on state court costs for processing legal challenges to death sentences. Potential prison savings in the tens of millions of dollars annually.

PASSED 50.9-49.1

Proposition 67. Ban on Single-Use Plastic Bags. Referendum.

A "Yes" vote approves, and a "No" vote rejects, a statute that prohibits grocery and other stores from providing customers single-use plastic or paper carryout bags but permits sale of recycled paper bags and reusable bags. Fiscal Impact: Relatively small fiscal effects on state and local governments, including a minor increase in state administrative costs and possible minor local government savings from reduced litter and waste management costs.

PASSED 52.2-47.8

California State Legislative Races - Assembly

<u>Current Legislator</u>	<u>District</u>	<u>Vacant Seat?</u>	<u>Democrat Candidates</u>	<u>Republican Candidates</u>	<u>Primary Results</u>	<u>PERCENT REPORTING</u>	<u>General Election Results</u>
Brian Dahle (R)	AD 01- Bieber	N	NONE	Brian Dahle, Donn Coenen (Libertarian)	Brian Dahle 99.6%, Donn Coenen 0.4%	100%	Dahle 75.0%, Coenen 25.0%
Jim Wood (D)	AD 02- Healdsburg	N	Jim Wood	Ken Anton (Libertarian)	Jim Wood 99.9%, Ken Anton 0.1%	100%	Wood 73.7%, Anton 26.3%
James Gallagher (R)	AD 03- Plumas Lake	N	Edward Ritchie	James Gallagher	Ritchie 39.0%, Gallagher 61.0%	100%	Gallagher 63.0%, Ritchie 37.0%
Bill Dodd (D) *running for Senate	AD 04- Napa	Y	Cecilia Aguiar-Curry	Charles E. Schaupp	Cecliia Aguiar-Curry 29.19% Charles Schaupp 28.72%	100%	Aguiar-Curry 63.1%, Charlie Schaupp 36.9%
Frank Bigelow (R)	AD 05- O'Neals	N	Robert Carabas	Frank Bigelow	Carabas 22.3%, Bigelow 60.0%	100%	F. Bigelow 64.3%, R. Carabas 35.7%
Beth Gaines (R)	AD 06- El Dorado Hills	Y	Brian Caples	Kevin P. Kiley	Brian Caples 19.82%, Kevin Kiley 16.34%	100%	Kevin Kiley-63.7%, Caples-36.3%
Kevin McCarty (D)	AD 07- Sacramento	N	Kevin McCarty	Ryan K. Brown	Kevin McCarty 99.5%, Ryan Brown 0.4%	100%	McCarty 69.5%, Brown 30.5%
Ken Cooley (D)	AD 08- Rancho Cordova	N	Ken Cooley	Nick Bloise	Ken Cooley 58.3%, Nick Bloise 34.6%	100%	Cooley 56.5%, Bloise 43.5%
Jim Cooper (D)	AD 09- Elk Grove	N	Jim Cooper	Tim Gorsulowsky	Jim Cooper 69.9%, Tim Gorsulowsky 30.1%	100%	Cooper 66.1%, Gorulowsky 33.49%
Marc Levine (D)	AD 10- Marin County	N	Marc Levine, Roni Jacobi	NONE	Marc Levine 65.36%, Roni Jacobi 17.70%	100%	Levine 69.7%, Jacobi 30.53%
Jim Frazier (D)	AD 11- Oakley	N	Jim Frazier	Dave Miller	Jim Frazier 65.9%, Dave Miller 34.1%	100%	Frazier 63.5%, Miller 36.5%

California State Legislative Races - Assembly

<u>Current Legislator</u>	<u>District</u>	<u>Vacant Seat?</u>	<u>Democrat Candidates</u>	<u>Republican Candidates</u>	<u>Primary Results</u>	<u>PERCENT REPORTING</u>	<u>General Election Results</u>
Kristin Olsen M. (R)	AD 12- Modesto	Y	NONE	Heath Flora, Ken Vogel	Ken Vogel 25.58% Heath Flora 23.21%	100%	Flora 52.2%, Vogel 47.8%
Susan Talamantes Eggman (D)	AD 13- Stockton	N	Susan Talamantes Eggman	Kevin J. Lincoln, II	Susan Eggman 53.4%, Kevin Lincoln 19.35	100%	Eggman 64.4%, Lincoln 35.6%
Susan Bonilla (D)	AD 14- Concord	Y	Tim Grayson, Mae Torlakson	NONE	Mae Torlarkson 32.35% Tim Grayson 31.58%,	100	Grayson 61.8%, Torlakson 38.2%
Tony Thurmond (D)	AD 15- Richmond	N	Tony Thurmond	Claire Chiara	Thurmond 91.1%, Chiara 8.9%	100%	Thurmond 89.1%, Chiara 10.9%
Catharine Baker (R)	AD 16- Dublin	N	Cheryl Cook-Kallio	Catharine Baker	Catherine Baker 55%, Cheryl Cook-Kallio 45%	100%	Baker 55.9%, Cook-Kallio 44.1%
David Chiu (D)	AD 17- San Francisco	N	David Chiu	Matthew Del Carlo	David Chiu 88.5%, Mathew Del Carlo 11.5%	100%	Chiu 86.3%, Del Caro 13.7%
Rob Bonta (D)	AD 18- Alameda	N	Rob Bonta	Roseann Slonsky-Breault	Rob Bonta 89.1%, Roseann Slonsky-Breault 10.9%	100%	Bonta 86.9%, Slonsky-Breault 13.1%
Phil Ting (D)	AD 19- San Francisco	N	Phil Ting	Carlos "Chuck" Taylor	Phil Ting 83.6%, Carlos Taylor 16.4%	100%	Ting 80.1%, Taylor 19.9%
Bill Quirk (D)	AD 20- Hayward	N	Bill Quirk	Luis A. Wong	Bill Quirk 77.7%, Luis Wong 22.3%	100%	Quirk 74.2%, Wong 25.8%
Adam Gray (D)	AD 21- Merced	N	Adam Gray	Greg Opinski	Gray 66.8%, Opinski 33.1%	100%	Gray 68.4%, Opinski 31.6%
Kevin Mullin (D)	AD 22- South San Francisco	N	Kevin Mullin	Art Kiesel	Kevin Mullin 76.2%, Art Kiesel 13.3%	100%	Mullin 74.5%, Kiesel 25.5%

California State Legislative Races - Assembly

<u>Current Legislator</u>	<u>District</u>	<u>Vacant Seat?</u>	<u>Democrat Candidates</u>	<u>Republican Candidates</u>	<u>Primary Results</u>	<u>PERCENT REPORTING</u>	<u>General Election Results</u>
Jim Patterson (R)	AD 23- Fresno	N	NONE	Gwen L. Morris, Jim Patterson	Jim Patterson 77.4% Gwen Morris 22.6%	100%	Patterson 76.7%, Morris 23.3%
Richard Gordon (D)	AD 24- Menlo Park	Y	Marc Berman, Vicki Veenker	NONE	Marc Berman 28.15%, Vicki Veenker 22.23%	100%	Berman 54.0%, Veenker 46.0%
Kansen Chu (D)	AD 25- San Jose	N	Kansen Chu	Bob Brunton	Kansen Chu 75.5%, Bob Brunton 24.5%	100%	Chu 72.4%, Brunton 27.6%
Devon Mathis (R)	AD 26- Visalia	N	Ruben Macareno	Devon Mathis	Macareno 30.5%, Mathis 42.4%	100%	Mathis 66.2%, Macareno 33.8%
Nora Campos (D) *running for Senate	AD 27- San Jose	Y	Ash Kalra, Madison Nguyen	NONE	Madison Nguyen 34.35% Ash Kalra 19.82%	100%	Kalra 52.5%, Nguyen 47.5%
Evan Low (D)	AD 28- Campbell	N	Evan Low	Nicholas Sclavos	Evan Low 71.5%, Nicholas Sclavos 28.5%	100%	Low 70%, Sclavos 30%
Mark Stone (D)	AD 29- Scotts Valley	N	Mark Stone	Sierra Roberts	Mark Stone 75.0%, Sierra Roberts 25.0%	100%	Stone 72.2%, Roberts 27.8%
Luis Alejo (D)	AD 30- Salinas	Y	Anna Caballero, Karina Cerventez Alejo	NONE	Anna Caballero 46.15%, Karina Cervantez Alejo 26.03%	100%	Caballero 63.1%, Alejo 36.9%
Joaquin Arambula (D)	AD 31- Fresno	N	Joaquin Arambula	Clint Olivier	Joaquin Arambula 57.7%, Clint Olivier 35.8%	100%	Arambula 61.6%, Olivier 38.4%

California State Legislative Races - Assembly

<u>Current Legislator</u>	<u>District</u>	<u>Vacant Seat?</u>	<u>Democrat Candidates</u>	<u>Republican Candidates</u>	<u>Primary Results</u>	<u>PERCENT REPORTING</u>	<u>General Election Results</u>
Rudy Salas (D)	AD 32- Bakersfield	N	Rudy Salas	Manuel Ramirez	Rudy Salas 99.7%, Manuel Ramirez 1.1%	100%	Salas 62.4%, Ramirez 37.6%
Jay Obernolte (R)	AD 33- Big Bear Lake	N	Scott Markovich	Jay Obernolte	Markovich 39.3%, Obernolte 60.7%	100%	Obernolte 61.5%, Markovich 38.5%
Shannon Grove (R)	AD 34- Bakersfield	Y	Perrin A. Swanlund	Vince K. Fong	Vince Fong 60.32%, Perrin Swanlund 24.40%	100%	Fong 74.2%, Swanlund 25.8%
Katcho Achadjian (R)	AD 35- San Luis Obispo	Y	Dawn Ortiz-Legg	Jordan Cunningham	Dawn Ortiz-Legg 44.95% Jordan Cunningham 37.00%,	100%	Cunningham 54.8%, Ortiz-Legg 45.2%
Tom Lackey (R)	AD 36- Palmdale	N	Steve Fox	Tom Lackey	Tom Lackey 48.2% Steve Fox 29.6%,	100%	Lackey 56.3%, Fox 43.7%
Das Williams G. (D)	AD 37- Santa Barbara	Y	S. Monique Limon	Edward L. Fuller (Independent)	S. Monique Limon 65.4% Fuller 34.6%,	100%	Limon 63.8%, Fuller 36.2%
Scott T. Wilk (R) *running for Senate	AD 38- Santa Clarita	Y	Christy Smith	Dante Acosta	Christy Smith 44.66% Dante Acosta 36.16%,	100%	Acosta 53.0% Smith 47.0%
Patty Lopez (D)	AD 39- San Fernando	N	Patty Lopez, Raul Bocanegra	NONE	Raul Bocanegra 44.38% Patty Lopez 27.2%,	100%	Bocanegra 61.0% Lopez 39.0%
Marc Steinorth (R)	AD 40- Rancho Cucamonga	N	Abigail Medina	Marc Steinorth	Abigail Medina 51.5% Marc Steinorth 48.5%,	100%	Steinorth 51.7%, Medina 48.3%

California State Legislative Races - Assembly

<u>Current Legislator</u>	<u>District</u>	<u>Vacant Seat?</u>	<u>Democrat Candidates</u>	<u>Republican Candidates</u>	<u>Primary Results</u>	<u>PERCENT REPORTING</u>	<u>General Election Results</u>
Chris Holden (D)	AD 41-Pasadena	N	Chris Holden	Casey C. Higgins	Chris Holden 59.2%, Casey C. Higgins 26.6%	100%	Holden 59.9%, Higgins 40.1%
Chad J. Mayes (R)	AD 42 - Yucca Valley	N	Greg Rodriguez	Chad J. Mayes	Chad Mayes 50.8%, Greg Rodriguez 41.4%	100%	Mayes 58.2%, Rodriguez 41.8%
Mike Gatto (D)	AD 43- Glendale	Y	Laura Friedman / Ardy Kassakhian	NONE	Laura Friedman 31.89%, Ardy Kassakhian 24.30%	100%	Friedman 64.9%, Kassakhian 35.1%
Jacqui V. Irwin (D)	AD 44 - Thousand Oaks	N	Jacqui V. Irwin	Kerry J. Nelson	Jacqui Irwin 60.9%, Kerry J. Nelson 39.1%	100%	Irwin 58%, Nelson 42%
Matthew M. Dababneh (D)	AD 45- Encino	N	Matthew M. Dababneh	Jerry Kowal	Matt Dababneh 49.3%, Jerry Kowal 26.8%	100%	Dababneh 65.7% Kowal 34.e%
Adrin Nazarian (D)	AD 46 - Sherman Oaks	N	Adrin Nazarian / Angela Rupert	NONE	Adrin Nazarian 99.6%, Angela Rupert 0.3%	100%	Nazarian 57.2%, Rupert 42.8%
Cheryl Brown (D)	AD 47 - San Bernardino	N	Cheryl Brown / Eloise Reyes	NONE	Cheryl Brown 44.06%, Eloise Reyes 35.61%	100%	Reyes 53.8%, Brown 46.2%
Roger Hernandez (D)	AD 48- West Covina	Y	Blanca Rubio	Cory H. Ellenson	Cory Ellenson 26.38%, Blanca Rubio 25.52%	100%	Rubio 63.4%, Ellenson 36.6%

California State Legislative Races - Assembly

<u>Current Legislator</u>	<u>District</u>	<u>Vacant Seat?</u>	<u>Democrat Candidates</u>	<u>Republican Candidates</u>	<u>Primary Results</u>	<u>PERCENT REPORTING</u>	<u>General Election Results</u>
Ed Chau (D)	AD 49 - Arcadia	N	Ed Chau D	Peter Amundson	Ed Chau 99.5%, Peter Amundson 0.4%	100%	Chau 68.7%, Amundson 31.3%
Richard H. Bloom (D)	AD 50 -Santa Monica	N	Richard H. Bloom	Matthew Gene Craffey	Richard Bloom 79.6%, Matthew Gene Craffey 20.4%	100%	Bloom 75.2%, Craffey 24.8%
Jimmy Gomez (D)	AD 51 Los Angeles	N	Jimmy Gomez	Mike Everling (W/I), LIB	Jimmy Gomez 100%, Mike Everling 0%	100%	Gomez 86.5%, Everling 13.5%
Freddie Rodriguez (D)	AD 52 - Pomona	N	Freddie Rodriguez / Paul Avila	NONE	Freddie Rodriguez 64.4%, Paul Avila 35.6%	100%	Rodriguez 59.3%, Avila 40.7%
Miguel Santiago (D)	AD 53 - Los Angeles	N	Miguel Santiago / Sandra Menoza	NONE	Miguel Santiago 45.11%, Sandra Mendoza 41.33%	100%	Santiago 59.9%, Mendoza 40.1%
Sebastian Ridley-Thomas (D)	AD 54 - Los Angeles	N	Sebastian Ridley-Thomas	Glen Ratcliff, REP	Sebastian Ridley-Thomas 83.2%, Glen Ratcliff 16.8%	100%	Ridley-Thomas 81.9%, Ratliff 18.1%
Ling-Ling Chang (D) *running for Senate	AD 55- Diamond Bar	Y	Gregg D. Fritchle	Phillip Chen	Gregg Fritchle 35.91%, Phillip Chen 21.79%,	100%	Chen 57.8%, Fritchle 42.2%
Eduardo Garcia (D)	AD 56 -Coachella	N	Eduardo Garcia	NONE	Eduardo Garcia 100%	100%	Eduardo Garcia 100%
Ian C. Calderon (D)	AD 57 - Whittier	N	Ian C. Calderon	Rita Topalian,	Ian C. Calderon 65.7% Rita Topalian 34.3%	100%	Calderon 62.4%, Topalian 37.6%

California State Legislative Races - Assembly

<u>Current Legislator</u>	<u>District</u>	<u>Vacant Seat?</u>	<u>Democrat Candidates</u>	<u>Republican Candidates</u>	<u>Primary Results</u>	<u>PERCENT REPORTING</u>	<u>General Election Results</u>
Cristina Garcia (D)	AD 58 - Bell Gardens	N	Cristina Garcia	Ramiro Alvarado	Cristina Garcia 100% Ramiro Alvarado 0%	100%	C. Garcia 74.5%, Alvarado 25.5%
Reginald Byron Jones-Sawyer Sr. (D)	AD 59 - Los Angeles	N	Reginald Byron Jones-Sawyer Sr.	NONE	Reginald Byron Jones-Sawyer 100%	100%	Reginald Byron Jones-Sawyer 100%
Eric Linder (R)	AD 60- Corona	N	Sabrina Cervantes	Eric Linder	Linder 45.62% Cervantes 41.51%	100%	Cervantes 52.3%, Linder 47.7%
Jose Medina (D)	AD 61 -Riverside	N	Jose Medina	Hector Diaz	Jose Medina 67.3% Hector Diaz 32.7%	100%	Medina 63.7%, Diaz 36.3%
Autumn R. Burke (D)	AD 62 -Inglewood	N	Autumn R. Burke	Marco Antonio "Tony"; Baron Bruno (Lib)	Autumn Burke 99.9% Marco Antonio "Tony" Leal 0%	100%	Burke 77.3%, Leal 17.6%, Baron Bruno 5.1%
Anthony Rendon Ph.D. (D)	AD63 -Lakewood	N	Anthony Rendon Ph.D.	Adam Joshua Miller	Anthony Rendon 78.5% Adam Joshua Miller 21.5%	100%	Rendon 76.7%, Miller 23.3%
Mike A. Gipson (D)	AD 64 -Carson	N	Mike A. Gipson	Theresa Sanford	Mike A. Gipson 76.5% Theresa Sanford 23.5%	100%	Gipson 74.0% Sanford 26.0%
Young Kim (R)	AD 65- Fullerton	N	Sharon Quirk-Silva	Young Kim	Sharon Quirk-Silva 53% Young Kim 47%	100%	Quirk-Silva 50.9%, Kim 49.1%

California State Legislative Races - Assembly

<u>Current Legislator</u>	<u>District</u>	<u>Vacant Seat?</u>	<u>Democrat Candidates</u>	<u>Republican Candidates</u>	<u>Primary Results</u>	<u>PERCENT REPORTING</u>	<u>General Election Results</u>
David Hadley (R)	AD 66- Manhattan Beach	N	Al Muratsuchi	David Hadley	Al Muratsuchi 48.73% David Hadley 44.58%,	100%	Muratsuchi 53.2%, Hadley 46.8%
Melissa Melendez (R)	AD 67 - Lake Elsinore	N	Jorge Lopez	Melissa Melendez	Melissa Melendez 63.5% Jorge Lopez 36.5%	100%	Lopez 35.5%, Melendez 64.5%
Donald P. Wagner (R)	AD 68- Irvine	Y	Sean Jay Panahi	Steven Choi	Panahi 33.03% Choi 19.81%,	100%	Panahi 39.1%, Choi 60.9%
Tom F. Daly (D)	AD 69 - Anaheim	N	Tom F. Daly	Ofelia Velarde-Garcia	Tom Daly 70.3% Ofelia Velarde-Garcia 29.7%	100%	Daly 68.3%, Velarde-Garcia 31.7%
Patrick O'Donnell (D)	AD 70 - Long Beach	N	Patrick O'Donnell	Martha E. Flores-Gibson	Patrick O'Donnell 99.5% Martha E. Flores-Gibson 0.5%	100%	O'Donnell 66.5%, Flores-Gibson 33.5%
Brian Jones W. (R)	AD 71- Santee	Y	NONE	Leo Hamel, Randy G. Voepel	Randy Voepel 59.87% Leo Hamel 27.70%,	100%	Hamel 34.0%, Voepel 66.0%
Travis Allen (R)	AD 72 -Huntington Beach	N	Lenore Albert-Sheridan,	Travis Allen	Travis Allen 50.4% Lenore Albert-Sheridan 28.6%	100%	Albert-Sheridan 41.0%, Allen 59.0%
William P. Brough (R)	AD 73 - Dana Point	N	Mesbah Islam	William P. Brough	William (Bill) Brough 99.6% Mesbah Islam 0.4%	100%	Islam 31.3%, Brough 68.7%

California State Legislative Races - Assembly

<u>Current Legislator</u>	<u>District</u>	<u>Vacant Seat?</u>	<u>Democrat Candidates</u>	<u>Republican Candidates</u>	<u>Primary Results</u>	<u>PERCENT REPORTING</u>	<u>General Election Results</u>
Matthew Harper (R)	AD 74 - Huntington Beach	N	Karina Onofre	Matthew Harper	Karina Onofre 42.4% Matthew Harper 38.9%	100%	Onofre 43.2%, Harper 56.8%
Marie Waldron (R)	AD 75 - Escondido	N	Andrew Masiel Sr	Marie Waldron	Marie Waldron 60.3% Andrew Masiel Sr. 39.7%	100%	Masiel 36.4%, Waldron 63.6%
Rocky Chávez (R)	AD 76 -Oceanside	N	NONE	Rocky Chávez / Thomas E Krouse	Rocky Chavez 99.5% Thomas E Krouse 0.5%	100%	Chavez 60.1%, Krouse 39.9%
Brian Maienschein (R)	AD 77 - San Diego	N	Melinda K. Vásquez	Brian Maienschein	Brian Maienschein 57.7% Melinda K. Vásquez 42.3%	100%	Vasquez 41.9%, Maienschein 58.1%
Toni G. Atkins (D)	AD 78- San Diego	Y	Todd Gloria	Kevin D. Melton	Todd Gloria 71.2% Kevin Melton 28.8%	100%	Gloria 68.7%, Melton 31.3%
Shirley N. Weber (D)	AD 79 - San Diego	N	Shirley N. Weber	John Moore	Shirley N. Weber 67.7% John Moore 32.3%	100%	Weber 63.7%, Moore 36.3%
Lorena Gonzalez (D)	AD 80 - San Diego	N	Lorena Gonzalez	Lincoln Pickard	Lorena Gonzalez 74.6% Lincoln Pickard 19%	100%	Gonzalez 75.6%, Pickard 24.4%

California State Legislative Races - Senate

<u>Current Legislator</u>	<u>District</u>	<u>Vacant Seat?</u>	<u>Democrat Candidates</u>	<u>Republican Candidates</u>	<u>Primary Results</u>	<u>PERCENT REPORTING</u>	<u>General Election Results</u>
Ted Gaines (R)	SD 01- El Dorado Hills	N	Rob Rowen	Ted Gaines	Ted Gaines 49.4% Rob Rowen 36.6%,	100%	Rowen 36.1%, Gaines 63.9%
Lois Wolk (D)	SD 03- Davis	Y	Bill Dodd, Mariko M. Yamada	NONE	Bill Dodd 37.40%, Mariko Yamada 29.89%	100%	Dodd 59.2%, Yamada 40.8%
Cathleen Galgiani (D)	SD 05- Stockton	N	Cathleen Galgiani	Alan Nakanishi	Cathleen Galgiani 56.75%, Alan Nakanishi 27.79%	100%	Galgiani 55.6%, Nakanishi 44.4%
Steve Glazer (D)	SD 07- Orinda	N	Steve Glazer	Joseph Alexander Rubay	Steve Glazer 54.3%, Joseph Alexander Rubay 27.2%	100%	Glazer 66.7%, Rubay 33.3%
Loni Hancock (D)	SD 09- Berkeley	Y	Nancy Skinner / Sandre Swanson	NONE	Nancy Skinner 47.82%, Sandre Swanson 30.47%	100%	Skinner 62.9%, Swanson 37.1%
Mark Leno (D)	SD 11- San Francisco	Y	Jane Kim / Scott D. Wiener	NONE	Jane Kim 75.31%, Scott Wiener 45.06%	100%	Kim 47.8%, Wiener 52.2%
Jerry Hill (D)	SD 13- San Mateo	N	Jerry Hill	Rick Ciardella	Jerry Hill 75.6%, Rick Ciardella 18.6%	100%	Hill 76.1%, Ciardella 23.9%
Jim Beall (D)	SD 15- San Jose	N	Jim Beall / Nora Campos	NONE	Jim Beall 49.44%, Nora Campos 26.88%	100%	Beall 63.8%, Campos 36.2%
William Monning (D)	SD 17- Carmel	N	Bill Monning	Palmer Kain	William Monning 68.8%, Palmer Kain 31.2%	100%	Monning 64.7%, Kain 35.3%

California State Legislative Races - Senate

<u>Current Legislator</u>	<u>District</u>	<u>Vacant Seat?</u>	<u>Democrat Candidates</u>	<u>Republican Candidates</u>	<u>Primary Results</u>	<u>PERCENT REPORTING</u>	<u>General Election Results</u>
Hannah-Beth Jackson (D)	SD 19- Santa Barbara	N	Hannah-Beth Jackson	Colin Patrick Walch	Hannah-Beth Jackson 64.1%, Colin Patrick Walch 35.9%	100%	Jackson 62.2%, Walch 37.8%
Sharon Runner (R)	SD 21- Lancaster	Y	Jonathon Ervin	Scott T. Wilk	Scott Wilk 46.69% Jonathon Ervin 33.69%	100%	Ervin 45.0%, Wilk 55.0%
Mike Morrell (R)	SD 23- Rancho Cucamonga	N	Ronald J. O'Donnell	Mike Morrell	Mike Morrell 54.8% Ronald O'Donnell 29.8%	100%	O'Donnell 42.6%, Morrell 57.4%
Carol Liu (D)	SD 25- La Canada Flintridge	Y	Anthony Portantino	Michael D. Antonovich	Michael Antonovich 39.51%, Anthony Portantino 26.82%	100%	Portantino 57.3%, Antonovich 42.7%
Fran Pavley (D)	SD 27- Agoura Hills	Y	Henry Stern	Steve Fazio	Steve Fazio 37.13% Henry Stern 27.30%	100%	Stern 55.1%, Fazio 44.9%
Bob Huff (R)	SD 29- San Dimas	Y	Josh B. Newman	Ling-Ling Chang	Ling-Ling Chang 44.01%, Josh Newman 29.19%	100%	Newman 50.0%, Chang 50.0%
Richard Roth (D)	SD 31 - Riverside	N	Richard Roth	Richard Reed	Richard Roth 61.2% Richard Reed 38.8%	100%	Roth 59.1%, Reed 40.9%
Ricardo Lara (D)	SD 33 - Bell Gardens	N	Ricardo Lara	NONE	Ricardo Lara 100%	100%	Lara 78.9%, Robson 21.1%

California State Legislative Races - Senate							
<u>Current Legislator</u>	<u>District</u>	<u>Vacant Seat?</u>	<u>Democrat Candidates</u>	<u>Republican Candidates</u>	<u>Primary Results</u>	<u>PERCENT REPORTING</u>	<u>General Election Results</u>
Isadore Hall III (D) *running for Congress	SD 35- Compton	Y	Steven Bradford, Warren Furutani	NONE	Steve Bradford 35.58%, Warren Furutani 24.44%	100%	Bradford 54.3%, Furutani 45.7%
John M.W. Moorlach (R)	SD 37 - Costa Mesa	N	Ari Grayson	John M.W. Moorlach	John M.W. Moorlach 54.8% Ari Grayson 45.2%	100%	Grayson 42.0%, Moorlach 58.0%
Marty Block (D) *not termed out, but not running	SD 39-San Diego	Y	Toni G. Atkins	John Renison	Toni Atkins 66.33% John Renison 18.14%	100%	Atkins 62.2%, Renison 37.8%

United States Senate Race							
<u>Current Legislator</u>	<u>State</u>	<u>Vacant Seat?</u>	<u>Democrat Candidates</u>	<u>Republican Candidates</u>	<u>Primary Results</u>	<u>PERCENT REPORTING</u>	<u>General Election Results</u>
Barbara Boxer	CA	Y	Kamala Harris, Loretta Sanchez	NONE	Kamala Harris 40.4% Loretta Sanchez 18.6%	100%	Harris 62.7%, Sanchez 37.3%

United States Congressional Races							
<u>Current Legislator</u>	<u>District</u>	<u>Vacant Seat?</u>	<u>Democrat Candidates</u>	<u>Republican Candidates</u>	<u>Primary Results</u>	<u>PERCENT REPORTING</u>	<u>General Election Results</u>
Doug La Malfa (R)	CD 01- Richvale	N	Jim Reed	Doug La Malfa	Doug La Malfa 40.8%, Jim Reed 28.3%	100%	Reed 40.6%, La Malfa 59.4%
Jared Huffman (D)	CD 02- Marina	N	Jared Huffman	Dale Mensing	Jared Huffman 68.3%, Dale Mensing 15.7%	100%	Huffman 76.7%, Mensing 23.3%
John Garamendi (D)	CD 03- Walnut Grove	N	John Garamendi	Eugene Cleek	John Garamendi 63.1%, Eugene Cleek 24.3%	100%	Garamendi 59.4%, Cleek 40.6%
Tom McClintock (R)	CD 04- Elk Grove	N	Robert Derlet	Tom McClintock	Robert Derlet 27.5%, Tom McClintock 61.5%	100%	Derlet 37.6%, McClintock 62.4%
Mike Thompson (D)	CD 05- St. Helena	N	Mike Thompson	Carlos Santamaria	Mike Thompson 65.7%, Carlos Santamaria 19.2%	100%	Thompson 77.1%, Santamaria 22.9%
Doris Matsui (D)	CD 06- Sacramento	N	Doris Matsui	Robert Evans	Doris Matsui 70.4%, Robert Evans 18.4%	100%	Matsui 74.9%, Evans 25.1%
Ami Bera (D)	CD 07- Elk Grove	N	Ami Bera	Scott Jones	Ami Bera 54%, Scott Jones 46%	100%	Bera 50.6%, Jones 49.4%
Paul Cook (R)	CD 08- Yucca Valley	N	Rita Ramirez	Paul Cook	Rita Ramirez 21.9% Paul Cook 42%	100%	Ramirez 36.5%, Cook 63.5%
Jerry McNerney (D)	CD 09- Pleasanton	N	Jerry McNerney	Tony Amador	Jerry McNerney 55.3% Tony Amador 21.7%	100%	McNerney 57.0%, Amador 43.0%

United States Congressional Races							
<u>Current Legislator</u>	<u>District</u>	<u>Vacant Seat?</u>	<u>Democrat Candidates</u>	<u>Republican Candidates</u>	<u>Primary Results</u>	<u>PERCENT REPORTING</u>	<u>General Election Results</u>
Jeff Denham (R)	CD 10- Atwater	N	Michael Eggman	Jeff Denham	Michael Eggman 27.6% Jeff Denham 47.7%	100%	Eggman 47.6%, Denham 52.4%
Mark DeSaulnier (D)	CD 11- Concord	N	Mark DeSaulnier	Roger Petersen	Mark DeSaulnier 75.3% Roger Petersen 24.7%	100%	DeSaulnier 71.6%, Petersen 28.4%
Nancy Pelosi (D)	CD 12- San Francisco	N	Nancy Pelosi	Preston Picus (NPP)	Nancy Pelosi 78.1%, Preston Picus 7.7%	100%	Pelosi 81.5%, Picus 18.5%
Barbara Lee (D)	CD 13- Oakland	N	Barbara Lee	Sue Caro	Barbara Lee 92%, Sue Caro 8%	100%	Lee 90.5%, Caro 9.5%
Jackie Speier (D)	CD 14- Hillsborough	N	Jackie Speier	Angel Cardenas (NPP)	Jackie Speier 99%, Angel Cardenas 1%	100%	Speier 81.0%, Cardenas 19.0%
Eric Swalwell (D)	CD 15- Dublin	N	Eric Swalwell	Danny Turner	Eric Swalwell 76.5%, Danny Turner 23.5%	100%	Swalwell 73.3%, Turner 26.7%
Jim Costa (D)	CD 16- Fresno	N	Jim Costa	Johnny Tacherra	Jim Costa 55.9%, Johnny Tacherra 32.8%	100%	Costa 56.4%, Tacherra 43.6%
Mike Honda (D)	CD 17- San Jose	N	Mike Honda / Ro Khanna	NONE	Mike Honda 37.4%, Ro Khanna 39.1%	100%	Honda 39.8%, Khanna 60.2%
Anna Eshoo (D)	CD 18- Menlo Park	N	Anna Eshoo	Richard Fox	Anna Eshoo 68.2%, Richard Fox 24.4%	100%	Eshoo 71.4%, Fox 28.6%
Zoe Lofgren (D)	CD 19- San Jose	N	Zoe Lofgren	Burt Lancaster	Zoe Lofgren 76.1%, Burt Lancaster 23.9%	100%	Lofgren 73.5%, Lancaster 26.5%

United States Congressional Races							
<u>Current Legislator</u>	<u>District</u>	<u>Vacant Seat?</u>	<u>Democrat Candidates</u>	<u>Republican Candidates</u>	<u>Primary Results</u>	<u>PERCENT REPORTING</u>	<u>General Election Results</u>
Sam Farr (D) *not running	CD 20- Carmel	Y	Jimmy Panetta	Casey Lucius	Jimmy Panetta 70.8%, Casey Lucius 19.8%	100%	Panetta 70.6%, Lucius 29.4%
David Valadao (R)	CD 21- Hanford	N	Emilio Huerta	David Valadao	Emilio Huerta 24.2%, David Valadao 54%	100%	Huerta 41.0%, Valado 59.0%
Devin Nunes (R)	CD 22- Tulare	N	Louie Campos	Devin Nunes	Louie Campos 29.7%, Devin Nunes 63.8%	100%	Campos 31.5%, Nunes 68.5%
Kevin McCarthy (R)	CD 23- Bakersfield	N	Wendy Reed	Kevin McCarthy	Wendy Reed 27.4%, Kevin McCarthy 55.5%	100%	Reed 29.4%, McCarthy 70.6%
Lois Capps (D) *not running	CD 24- Santa Barbara	Y	Salud Carbajal	Justin Fareed	Salud Carbajal 31.9%, Justin Fareed 20.5%	100%	Carbajal 53.5%, Fareed 46.5%
Steve Knight (R)	CD 25- Palmdale	N	Bryan Caforio	Steve Knight	Bryan Caforio 29%, Steve Knight 48.3%	100%	Caforio 45.6%, Knight 54.4%
Julia Brownley (D)	CD 26- Oakpark	N	Julia Brownley	Rafael Dagnesses	Julia Brownley 64%, Rafael Dagnesses 36%	100%	Brownley 59.6%, Dagnesses 40.4%
Judy Chu (D)	CD 27- Monterey Park	N	Judy Chu	Jack Orswell	Judy Chu 66.2%, Jack Orswell 28.1%	100%	Chu 66.4%, Orswell 33.6%
Adam Schiff (D)	CD 28- Burbank	N	Adam Schiff	Lenore Solis	Adam Schiff 70.2%, Lenore Solis 18.4%	100%	Schiff 77.8%, Solis 22.2%
Tony Cardenas (D)	CD 29- Los Angeles	N	Tony Cardenas / Richard Alarcon	NONE	Tony Cardenas 61.4%, Richard Alarcon 13%	100%	Alarcon 24.9%, Cardenas 75.1%

United States Congressional Races							
<u>Current Legislator</u>	<u>District</u>	<u>Vacant Seat?</u>	<u>Democrat Candidates</u>	<u>Republican Candidates</u>	<u>Primary Results</u>	<u>PERCENT REPORTING</u>	<u>General Election Results</u>
Brad Sherman (D)	CD 30- Sherman Oaks	N	Brad Sherman	Mark Reed	Brad Sherman 60.1%, Mark Reed 14%	100%	Sherman 72.4%, Reed 27.6%
Pete Aguilar (D)	CD 31- Redlands	N	Pete Aguilar	Paul Chabot	Pete Aguilar 43.1%, Paul Chabot 22.7%	100%	Aguilar 55.2%, Chabot 44.8%
Grace Napolitano (D)	CD 32- Norwalk	N	Grace Napolitano	NONE	Grace Napolitano 51.4%, Roger Hernandez (Dropped Out) 24.7%	100%	Hernandez 37.8%, Napolitano 62.2%
Ted Lieu (D)	CD 33- Torrance	N	Ted Lieu	Kenneth Wright	Ted Lieu 69.2%, Kenneth Wright 30.8%	100%	Lieu 66.4%, Wright 33.6%
Xavier Becerra (D)	CD 34- Los Angeles	N	Xavier Becerra / Adrienne Edwards	NONE	Xavier Becerra 77.6%, Adrienne Edwards 21.2%	100%	Becerra 78.7%, Edwards 21.3%
Norma Torres (D)	CD 35- Pomona	N	Norma Torres	Tyler Fischella	Norma Torres 75.6%, Tyler Fischella 24.4%	100%	Torres 71.4%, Fischella 28.6%
Raul Ruiz (D)	CD 36- Palm Desert	N	Raul Ruiz	Jeff Stone	Raul Ruiz 58.5%, Jeff Stone 31.6%	100%	Ruiz 60.6%, Stone 39.4%
Karen Bass (D)	CD 37- Los Angeles	N	Karen Bass / Chris Wiggins	NONE	Karen Bass 80.2%, Chris Wiggins 10.7%	100%	Bass 82.2%, Wiggins 17.8%
Linda Sanchez (D)	CD 38- Lakewood	N	Linda Sanchez	Ryan Downing	Linda Sanchez 70%, Ryan Downing 20.9%	100%	Sanchez 69.9%, Downing 30.1%

United States Congressional Races							
<u>Current Legislator</u>	<u>District</u>	<u>Vacant Seat?</u>	<u>Democrat Candidates</u>	<u>Republican Candidates</u>	<u>Primary Results</u>	<u>PERCENT REPORTING</u>	<u>General Election Results</u>
Ed Royce (R)	CD 39- Fullerton	N	Brett Murdock	Ed Royce	Ed Royce 60.5%, Brett Murdock 39.5%	100%	Murdock 41.9%, Royce 58.1%
Lucille Roybal-Allard (D)	CD 40- Downey	N	Lucille Roybal-Allard	Roman Gonzalez (NPP)	Lucille Roybal-Allard 76.3%, Roman Gonzalez 23.7%	100%	Roybal-Allard 72.0%, Gonzalez 28.0%
Mark Takano (D)	CD 41- Riverside	N	Mark Takano	Doug Shepherd	Mark Takano 64.5%, Doug Shepherd 17.5%	100%	Takano 62.8%, Shepherd 37.2%
Ken Calvert (R)	CD 42- Corona	N	Tim Sheridan	Ken Calvert	Ken Calvert 54.9%, Tim Sheridan 37.5%	100%	Sheridan 40.4%, Calvert 59.6%
Maxine Waters (D)	CD 43- Los Angeles	N	Maxine Waters	Omar Navarro	Maxine Waters 76.1%, Omar Navarro 23.9%	100%	Waters 75.7%, Navarro 24.3%
Janice Hahn (D) *not running	CD 44- San Pedro	Y	Isadore Hall / Nanette Barragan	NONE	Isadore Hall 40.1%, Nanette Barragan 22%	100%	Barragan 50.9%, Hall 49.1%
Mimi Walters (R)	CD 45- Laguna Niguel	N	Ron Varasteh	Mimi Walters	Mimi Walters 40.9%, Ron Varasteh 27.6%	100%	Varasteh 40.5%, Walters 59.5%
Loretta Sanchez (D) *not running	CD 46- Garden Grove	Y	Lou Correa / Bao Nguyen	NONE	Lou Correa 43.7%, Bao Nguyen 14.6%	100%	Correa 70.1%, Nguyen 29.9%
Alan Lowenthal (D)	CD 47- Long Beach	N	Alan Lowenthal	Andy Whallon	Alan Lowenthal 66.1%, Andy Whallon 21.9%	100%	Lowenthal 62.8%, Whallon 37.2%

United States Congressional Races							
<u>Current Legislator</u>	<u>District</u>	<u>Vacant Seat?</u>	<u>Democrat Candidates</u>	<u>Republican Candidates</u>	<u>Primary Results</u>	<u>PERCENT REPORTING</u>	<u>General Election Results</u>
Dana Rohrabacher (R)	CD 48- Costa Mesa	N	Suzanne Savary	Dana Rohrabacher	Dana Rohrabacher 56.6%, Suzanne Savary 28.9%	100%	Savary 41.2%, Rohrabacher 58.8%
Darrell Issa (R)	CD 49- Vista	N	Doug Applegate	Darrell Issa	Darrell Issa 50.8%, Doug Applegate 45.5%	100%	Applegate 49.1%, Issa 50.9%
Duncan D. Hunter (R)	CD 50- Alpine	N	Patrick Malloy	Duncan D. Hunter	Duncan D. Hunter 56.5%, Patrick Malloy 21.8%	100%	Malloy 35.9%, Hunter 64.1%
Juan Vargas (D)	CD 51- San Diego	N	Juan Vargas	Juan Hidalgo	Juan Vargas 66.8%, Juan Hidalgo 15.4%	100%	Vargas 71.9%, Hidalgo 28.1%
Scott Peters (D)	CD 52- La Jolla	N	Scott Peters	Denise Gitsham	Scott Peters 58.9%, Denise Gitsham 16.2%	100%	Peters 56.6%, Gitsham 43.4%
Susan Davis (D)	CD 53- San Diego	N	Susan Davis	James Veltmeyer	Susan Davis 65.5%, James Veltmeyer 15.2%	100%	Davis 65.9%, Veltmeyer 34.1%

C/CAG AGENDA REPORT

Date: December 8, 2016

To: City/County Association of Governments Board of Directors

From: Sandy Wong, Executive Director

Subject: Review and approval of Resolution 16-44 authorizing the C/CAG Chair to exercise the option to extend the contract with Shaw/Yoder/Antwih, Inc. to provide state legislative advocacy service for the same annual fee of \$72,000 in an amount not to exceed \$144,000 for the 2017 and 2018 legislative session.

(For further information or response to questions, contact Jean Higaki at 650-599-1462)

RECOMMENDATION

That the C/CAG Board review and approve Resolution 16-44 authorizing the C/CAG Chair to exercise the option to extend the contract with Shaw/Yoder/Antwih, Inc. to provide state legislative advocacy service for the same annual fee of \$72,000 in an amount not to exceed \$144,000 for the 2017 and 2018 legislative session.

FISCAL IMPACT

The cost of the state legislative advocacy services is \$72,000 per year, a total of \$144,000 for two years.

SOURCE OF FUNDS

Funds for state legislative advocacy are programmed into the C/CAG fiscal year 2017 budget and are proposed for the fiscal year 2018 budget.

BACKGROUND

On October 24, 2014, C/CAG staff issued a Request for Qualifications/Proposals for state legislative advocacy. On December 5, 2014, proposals were received from three firms, Shaw/Yoder/Antwih, Inc., Khouri Consulting, and JEA & Associates Inc.

A selection panel was convened, consisting of C/CAG staff, a Santa Clara VTA Senior policy analyst, and a SamTrans government affairs officer. After an evaluation of proposals, Khouri Consulting and Shaw/Yoder/ Antwih Inc. (SYA) were invited to interviews. Interviews were held on December 16, 2014.

Shaw/ Yoder/ Antwih Inc. (SYA) received the highest scores on both the proposal and interview. SYA was selected to be moved on to the contract negotiation step. In addition SYA proposed an option to extend the contract to the 2017 and 2018 legislative session with the same annual fee of \$72,000.

On January 8, 2014 the C/CAG Board approved entering a contract with SYA for the 2015 and 2016

legislative session. The Board also considered the option to extend the contract to the 2017 and 2018 legislative session, subject to approval of the Board at the time of extension.

Staff recommends the C/CAG Board of Directors approve the option to extend the contract to provide state legislative advocacy service for the same annual fee of \$72,000 in an amount not to exceed \$144,000 for the 2017 and 2018 legislative session.

ATTACHMENTS

1. Resolution 16-44
2. Amendment No. 1 between C/CAG and Shaw/Yoder/Antwih, Inc.

RESOLUTION 16-44

RESOLUTION OF THE BOARD OF DIRECTORS OF THE CITY/COUNTY ASSOCIATION OF GOVERNMENTS OF SAN MATEO COUNTY AUTHORIZING THE C/CAG CHAIR TO EXERCISE THE OPTION TO EXTEND THE CONTRACT WITH SHAW/YODER/ANTWIH, INC. TO PROVIDE STATE LEGISLATIVE ADVOCACY SERVICE FOR THE SAME ANNUAL FEE OF \$72,000 IN AN AMOUNT NOT TO EXCEED \$144,000 FOR THE 2017 AND 2018 LEGISLATIVE SESSION.

RESOLVED, by the Board of Directors of the City/County Association of Governments of San Mateo County (C/CAG); that,

WHEREAS, C/CAG is a joint powers agency representing all twenty-one local jurisdictions in San Mateo County; and

WHEREAS, the C/CAG Board has determined that it is vital and necessary that its interests be actively advocated for with the California Legislature and Administration; and

WHEREAS, C/CAG has determined that outside legislative advocacy services would be the most appropriate method to ensure that C/CAG is adequately represented in the legislative and administrative processes in the capitol of the State of California; and

WHEREAS, in October 24, 2014, C/CAG issued an Request for Proposals/Qualifications for Providing Legislative Advocacy (Lobbying) Services; and

WHEREAS, through this competitive process, Shaw/Yoder/Antwih, Inc. was selected as the most qualified candidate to provide legislative advocacy services; and

WHEREAS, Shaw/Yoder/Antwih, Inc. has included an option to extend the contract to the 2017/18 legislative session under the same terms,

NOW THEREFORE BE IT RESOLVED, that the Chair of the Board of Directors of C/CAG is hereby authorized to exercise the option to extend the contract with Shaw/Yoder/Antwih, Inc. by executing Amendment No. 1 to provide state legislative advocacy service for the same annual fee of \$72,000 in an amount not to exceed \$144,000 for the 2017 and 2018 legislative session, subject to approval as to form by C/CAG Legal Counsel.

PASSED, APPROVED, AND ADOPTED, THIS EIGHTH DAY OF DECEMBER 2016.

Alicia C. Aguirre, Chair

AMENDMENT NO. 1

EXTENDING THE AGREEMENT BETWEEN THE CITY/COUNTY ASSOCIATION OF GOVERNMENTS OF SAN MATEO COUNTY AND SHAW/YODER/ANTWIH, INC. TO PROVIDE STATE LEGISLATIVE ADVOCACY SERVICE FOR AN ANNUAL FEE OF \$72,000 IN AN AMOUNT NOT TO EXCEED \$144,000 FOR THE 2017/18 LEGISLATIVE SESSION

WHEREAS, the City/County Association of Governments for San Mateo County (hereinafter referred to as C/CAG) has entered into an agreement for services with Advocation, Inc. (hereinafter referred to as Consultant) on January 8, 2015; and

WHEREAS, Shaw/Yoder/Antwih, Inc. has included an option to extend the contract to the 2017/18 legislative session under the same terms; and

WHEREAS, the C/CAG Board also considered the option to extend the contract to the 2017 and 2018 legislative session, subject to approval of the Board at the time of extension; and

WHEREAS, the C/CAG Board has decided that it desires to have Consultant continue to provide these services for the 2017/ 2018 legislative session; and

WHEREAS, Consultant has reviewed and accepted this amendment.

THEREFORE IT IS HEREBY AGREED by the C/CAG Chair and Consultant that: The contract to provide state legislative advocacy service will be extended for the same annual fee of \$72,000 in an amount not to exceed \$144,000 for the 2017 and 2018 legislative session, thereby making the new total contract amount two hundred and eighty eight thousand dollars (\$288,000); and

The extension of the contract for the 2017 and 2018 legislative session modifies the contract term date, thereby making the new termination date February 14, 2019; and

All other provisions of the original agreement between C/CAG and Consultant dated January 8, 2015 and subsequent amendments shall remain in full force and effect; and

This amendment to the agreement shall take effect upon signature by both parties.

For C/CAG Chair:

For Consultant:

Alicia C. Aguirre, Chair

Signature

Date: _____

By: _____

Date: _____

Approved as to form:

Nirit Eriksson, C/CAG Legal Counsel

C/CAG AGENDA REPORT

Date: December 8, 2016

To: City/County Association of Governments Board of Directors

From: Sandy Wong, Executive Director

Subject: Review and approval of the C/CAG Annual Legislative Policies for 2017

(For further information or response to questions, contact Jean Higaki at 650-599-1462)

RECOMMENDATION

That the C/CAG Board review and approve the C/CAG Annual Legislative Policies for 2017.

FISCAL IMPACT

Many of the policies listed in the attached document have the potential to increase or decrease the fiscal resources available to C/CAG member agencies.

SOURCE OF FUNDS

New legislation

BACKGROUND

Each year, the C/CAG Board adopts a set of legislative policies to provide direction to its Legislative Committee, staff, and legislative advocates. In the past, the C/CAG Board established policies that:

- Clearly defined a policy framework at the beginning of the Legislative Session.
- Identified specific policies to be accomplished during this session by C/CAG's legislative advocates.
- Limited the activities of C/CAG to areas where we can have the greatest impact.

The adoption of a list of policies will hopefully maximize the impact of having legislative advocates represent C/CAG in Sacramento and will also significantly reduce the amount of C/CAG staff time needed to support the program.

Recommendations from the Legislative Committee on December 8, 2016 will be presented verbally to the Board.

ATTACHMENTS

1. Draft C/CAG Legislative Policies for 2017

DRAFT C/CAG LEGISLATIVE POLICIES FOR 20162017

Policy #1 -

Protect against the diversion of local revenues and promote equitable distribution of state/regional resources and revenues.

- 1.1 Support League, ~~and~~ CSAC, and other initiatives to protect local revenues.
- 1.2 Provide incentives and tools to local government to promote economic vitality and to alleviate blighted conditions.
- 1.3 Support the reinstatement of state funding for economic development and affordable housing.
- 1.4 Pursue and support efforts that direct state and regional funds equitably to ensure a return to source.

Policy #2 -

Protect against increased local costs resulting from State action without 100% State reimbursement for the resulting costs.

- 2.1 ~~Require all~~ Support State actions ~~to that~~ take into consideration the fiscal impact to local jurisdictions, by ensuring that adequate funding is made available by the State, for delegated re-alignment responsibilities and by ensuring that all State mandates are 100% reimbursed.
- 2.2 Oppose State actions that delegate responsibilities to local jurisdictions without full reimbursement for resulting costs.

Policy #3 -

Support actions that help to meet municipal stormwater permit requirements and secure stable funding to pay for current and future regulatory mandates.

- 3.1 Primary focus on securing additional revenue sources for both C/CAG and its member agencies for funding state- and federally mandated stormwater compliance efforts.
 - a. Support additional efforts to exempt storm sewers from the voting requirements imposed by Proposition 218, similar to water, sewer, and refuse services; or efforts to reduce the voter approval threshold for special taxes related to stormwater management.
 - b. Advocate for inclusion of water quality and stormwater management as a priority for funding in new sources of revenues (e.g. water bonds) and protect against a geographically unbalanced North-South allocation of resources.
 - c. Advocate for an integrated approach to both funding and project types for incorporating stormwater management with statewide and regional infrastructure efforts.

- d. Track and advocate for resources for stormwater management in State and Federal grant and loan programs.
- e. Support efforts to identify regulatory requirements that are unfunded state mandates and ensure provision of state funding for such requirements.
- f. Pursue and support efforts that address stormwater issues at statewide or regional levels and thereby reduce the cost share for C/CAG and its member agencies and limit the need to implement such efforts locally.

3.2 ~~Pursue~~ **Support efforts to secure** statewide legislation mandating abatement of polychlorinated biphenyls (PCBs) in building materials prior to demolition of relevant structures, in accordance with requirements in the San Francisco Bay Regional Water Quality Control Board's Municipal Regional Permit.

3.3 Pursue and support efforts that control pollutants at the source and extend producer responsibility, especially in regard to trash and litter control.

3.4 Support efforts to place the burden/ accountability of reporting, managing, and meeting municipal stormwater requirements on the responsible source rather than the cities or county, such as properties that are known pollutant hot spots and third party utility purveyors.

3.5 Advocate for integrated, prioritized, and achievable stormwater regulations that protect water quality and beneficial uses and account for limitations on municipal funding.

3.6 Pursue and support pesticide regulations that protect water quality and reduce pesticide toxicity.

Policy #4 -

Support lowering the 2/3rd super majority vote for local special purpose taxes and fees.

4.1 Support constitutional amendments~~bills~~ that reduce the vote requirements for special taxes and fees.

4.2 Oppose bills that impose restrictions on the expenditures, thereby reducing flexibility, for special tax category.

4.3 Support modification or elimination of the Proposition 26 two-thirds requirements.

Policy #5-

Protect and support transportation funding.

5.1 Oppose the transfer of additional State transportation funds to the State General Fund and support the redirection of truck weight fees to the State Highway Account

5.2 Support stabilizing and indexing the STIP and additional new revenues for transportation across all modes~~funding~~.

- 5.3 Protect existing funding and support additional funding for maintenance of streets and roads and oppose the any negative adjustments by the Board of Equalization to the excise tax on gasoline.
- 5.4 Monitor [and engage in](#) the implementation of the “Road User Charge.”
- 5.5 Protect existing funding and support new funding for the State of California SHOPP program, which provides resources for maintenance of State highways. [Proposed new funding for the SHOPP program should not be proposed at the expense of the STIP.](#)
- 5.6 Support revisions in the Peninsula Joint Powers Agreement that provide equitable funding among the Caltrain partners.
- 5.7 Support a dedicated funding source for the operation of Caltrain.
- 5.8 Support efforts to secure the appropriation and allocation of “cap and trade” revenues to support San Mateo County needs.
- 5.9 Support or sponsor efforts that finance and/ or facilitate operational improvements on the US 101 corridor.
- 5.10 Support the development of an expenditure plan for a potential countywide sales tax measure to fund transportation in San Mateo County.
- 5.11 [Support the development of a new bridge toll program \(Regional Measure 3\) and ensure an appropriate share of new revenues is available for projects in San Mateo County.](#)

Policy #6 -

Advocate for revenue solutions to address State budget issues that are also beneficial to Cities/ Counties

- 6.1 Support measures to ensure that local governments receive appropriate revenues to service local communities.

Policy #7 -

Support reasonable climate protection action, Greenhouse Gas reduction, and energy conservation legislation

- 7.1 Support incentive approaches toward implementing AB32 [and SB 32](#).
- 7.2 Oppose climate legislation that would conflict with or override projects approved by the voters.
- 7.3 Support funding for both transportation and housing investments, which support the implementation of SB 375, so that housing funds are not competing with transportation funds.
- 7.4 [Monitor the regulatory process for implementing SB 743 and impacts the new regulations may have on congestion management plans.](#)

- 7.54 Alert the Board on legislation that would require recording of vehicle miles of travel (VMT) as part of vehicle registration.
- 7.65 Support local government partnerships to foster energy conservation, as well as the generation and use of renewable and/ or clean energy sources (wind, solar, etc.).
- 7.6 Support efforts to develop disadvantage community screening tools used to meet programmatic targets established in the “cap and trade” program that result in an equitable distribution of resources throughout the Bay Area

***Policy #8 -
Protection of water user rights***

- 8.1 Support the Bay Area Water Supply and Conservation Association (BAWSCA) efforts in the protection of water user rights for San Mateo County users.

***Policy #9 –
Other***

- 9.1 Support/sponsor legislation that identifies revenue to fund airport/land use compatibility plans.
- 9.2 Support efforts that will engage the business community in mitigating industry impacts associated with stormwater, transportation congestion, greenhouse gas emissions, and energy consumption.

C/CAG AGENDA REPORT

Date: December 8, 2016

To: City/County Association of Governments Board of Directors

From: Sandy Wong, C/CAG Executive Director

Subject: Review and accept the draft Countywide Stormwater Resource Plan and authorize the Executive Director to release it for public review and comment.

(For further information or questions contact Matthew Fabry at 650 599-1419)

RECOMMENDATION

Review and accept the draft Countywide Stormwater Resource Plan and authorize the Executive Director to release it for public review and comment.

FISCAL IMPACT

The overall cost to develop the Countywide Stormwater Resource Plan is scoped at \$216,225.

SOURCE OF FUNDS

Sufficient funds for the Countywide Stormwater Resource Plan were included in the NPDES (Stormwater) and Measure M (Vehicle license fee) accounts as part of the overall Countywide Water Pollution Prevention Program budget in Fiscal Years 2015-16 and 2016-17.

BACKGROUND

State law, as amended by Senate Bill 985 (2014, Pavley), requires public agencies to develop Stormwater Resource Plans (SRPs) in order to be eligible to compete for voter-approved bond funds for stormwater capture projects. SRPs must identify and prioritize, on a watershed basis, stormwater and dry weather runoff capture projects “in a quantitative manner, using a metrics-based and integrated evaluation and analysis of multiple benefits to maximize water supply, water quality, flood management, environmental, and other community benefits within the watershed.” The State Water Resources Control Board (State Board) released guidelines for developing SRPs in August of 2015.

SRPs, although focused on managing stormwater as a resource for the benefit of water supply and drought concerns, are similar to Green Infrastructure (GI) Plans designed to achieve water quality improvement and required of C/CAG’s member agencies by the Municipal Regional Stormwater Permit. To ensure its member agencies remain competitive for state grant funding opportunities and to support GI planning efforts in the county, C/CAG contracted with Larry Walker Associates and Paradigm Environmental for development of a Countywide SRP (Resolution 16-04, March 2016).

The SRP includes six main sections, as well as several technical appendices. The main document includes an executive summary and introductory material, summary of existing

conditions within the primary county watersheds (Bayside and coastside), details on coordination efforts with local agencies, quantitative methods for identifying and prioritizing stormwater capture opportunities, implementation strategies, and education, outreach, and public engagement activities.

In conjunction with developing the Countywide SRP, C/CAG's consultants developed project concepts to support member agencies in pursuing grant opportunities for green infrastructure/stormwater capture projects. Twenty-two project concepts were developed and included in the SRP appendices. Two of C/CAG's member agencies, the Cities of San Mateo and Redwood City, both utilized project concepts from the SRP development process to apply for Round 1 Proposition 1 Stormwater Grant funds in early July. In addition, the Cities of Daly City and Redwood City applied for grant funds for projects that were developed outside of the SRP process. The State Board expects to announce grant awards in the coming weeks.

Timing of the grant award announcement is important in finalizing the SRP, as the State Board is allowing 90 days after announcing Round 1 implementation grants for agencies to submit their adopted SRPs. As such, if any San Mateo county projects are selected to receive grant funds, C/CAG would need to submit the adopted SRP within 90 days. Therefore, staff is working on an aggressive schedule for SRP completion. Upon C/CAG Board concurrence to release the current draft for public review and comment, staff would open a public/stakeholder comment period through January 13 (with public workshops to be held in early January). A revised draft will be presented to the Stormwater Committee at its January 19 meeting. The final SRP will be submitted to the C/CAG Board for adoption on February 9. If no San Mateo county projects are selected for grant awards, staff will likely extend the public review and comment period and bring a revised draft to the Stormwater Committee in February and C/CAG Board in March for approval.

The C/CAG Board is being asked to review and accept the draft Countywide SRP, which incorporates comments by member agencies on an earlier administrative draft. The current draft was presented to the C/CAG Stormwater Committee on November 17, at which time the committee members recommended the C/CAG Board accept the document as a public review draft and authorize staff to release it for public and stakeholder review and comment. Staff will provide a verbal presentation to the C/CAG Board, giving an overview of the SRP contents. Staff recommends the Board accept the draft and authorize the Executive Director to release it as a public review draft.

ATTACHMENTS

1. Draft Stormwater Resource Plan (only available online due to document size:
<http://ccag.ca.gov/committees/board-of-directors/>)

C/CAG

CITY/COUNTY ASSOCIATION OF GOVERNMENTS OF SAN MATEO COUNTY

Atherton • Belmont • Brisbane • Burlingame • Colma • Daly City • East Palo Alto • Foster City • Half Moon Bay • Hillsborough • Menlo Park • Millbrae • Pacifica • Portola Valley • Redwood City • San Bruno • San Carlos • San Mateo • San Mateo County • South San Francisco • Woodside

Date: November 7, 2016

To: All Councilpersons of San Mateo County Cities and Members of the Board of Supervisors
All City/County Managers

From: Alicia C. Aguirre, C/CAG Chair

Subject: C/CAG Bicycle and Pedestrian Advisory Committee Vacancies for Elected Officials

The City/County Association of Governments of San Mateo County (C/CAG) will have **two vacant seats** on the Bicycle and Pedestrian Advisory Committee (BPAC) for elected officials of City Councils and/or the Board of Supervisors. Individuals must be an elected official on one of the twenty City Councils in San Mateo County or an elected official on the San Mateo County Board of Supervisors.

Individuals who would like to be considered for appointment to the BPAC should send a letter of interest to:

Sandy Wong, C/CAG Executive Director
City/County Association of Governments
555 County Center, 5th Floor
Redwood City, CA 94063
or e-mail the letter to slwong@smcgov.org

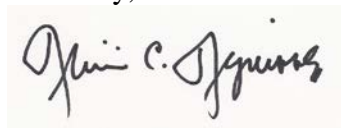
About the **Bicycle and Pedestrian Advisory Committee (BPAC):**

The BPAC provides advice and recommendations to the full C/CAG Board on all matters relating to bicycle and pedestrian facilities planning, and selection of projects for state and federal funding. This Committee has approximately six meetings per year. The BPAC meets on the fourth Thursday of the month from 7:00 p.m. to 9:00 p.m. in San Mateo City Hall.

If you would like to be considered for the BPAC, please submit your letter of interest by **Friday, November 25, 2016**. Appointments will take effect in January 2017.

If you have any questions about the BPAC or this appointment process, please feel free to contact Eliza Yu at eyu@smcgov.org or (650) 599-1453.

Sincerely,



Alicia C. Aguirre
C/CAG Chair